

School Accountability Report Card Reported for School Year 2013-14

Published During 2014-15



SPECTRUM CENTER – Rossier Park Junior/Senior High School

7100 Knott Avenue

Buena Park, CA 90620

Phone: 714-562-0441 Fax: 714-523-0281

Program Director: Maria Chappellear Email: mchappellear@spectrumschools.com

CDS Code: 30-66514-6926471

I. Data and Access

Spectrum Center Schools SARC reports are available on our web site at: spectrumschools.com

II. About This School

School Description and Mission Statement

About this school:

Spectrum Center Schools have been serving special needs students with since 1975. The Rossier Park School has been serving special needs students in Orange County since 1980. We are a California Department of Education certified nonpublic school program.

Rossier Park School is a California State-certified nonpublic, nonsectarian school serving the special education needs of students from Kindergarten through age 22 in Los Angeles and Orange counties. Rossier Park contracts with area public school districts to provide services through two distinct programs. We offer a small structured and supportive environment that encourages growth and development in each of our students. Our goal is to assist students in their return to public school and /or the successful integration into their communities. Rossier Park School is committed to educating exceptional students with an individualized academic, behavioral and therapeutic approach.

Spectrum Center Schools monitor progress on targeted campus goals quarterly. An Internal Accountability Review is conducted annually.

Mission Statement:

Our mission is to provide personalized, evidence-based educational services for non-traditional learners in collaboration with families and public school districts.

Opportunities for Parental Involvement

Parent involvement is encouraged throughout the school year. There is a Back to School night in October and Open House/Science Fair in May which all parents are encouraged to attend. In addition teachers and parents work together to individualize means of daily communication (email, written logs, phone calls, etc.) that proves effective in the consistency between home and school. Additionally, we have an open-door policy where parents can schedule visits to their child's classroom throughout the year. Parents should contact their child's teacher or counselor to schedule a visit or for any information of how they can be involved.

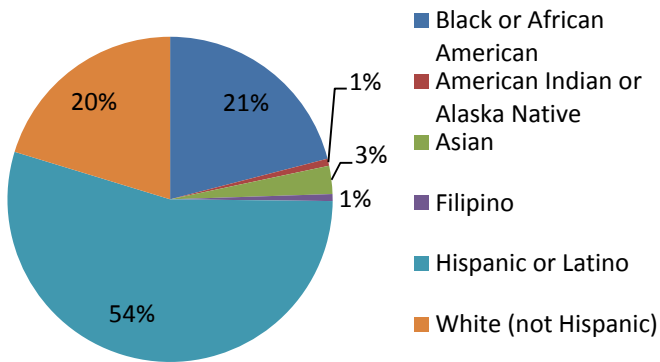
Student Enrollment by Group

Student Enrollment by Grade Level (School Year 2013-14)

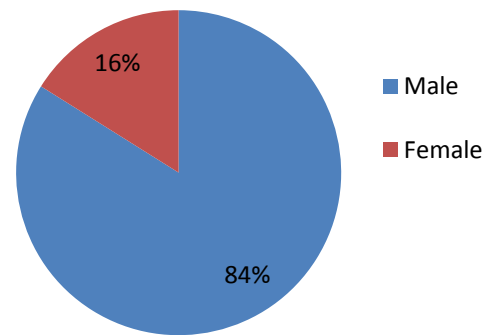
Grade Level	Number of Students	Grade Level	Number of Students
Kindergarten	0	Ungraded Elementary	
Grade 1	0	Grade 9	20
Grade 2	0	Grade 10	22
Grade 3	0	Grade 11	31
Grade 4	0	Grade 12	33
Grade 5	0	Ungraded HS	22
Grade 6	0	Post-Secondary	
Grade 7	0		
Grade 8	15	Total Enrollment	143

Student Enrollment by Group

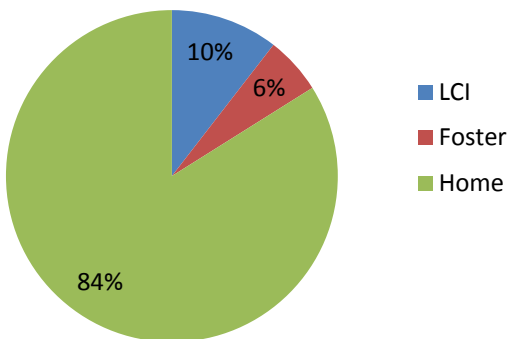
Diversity



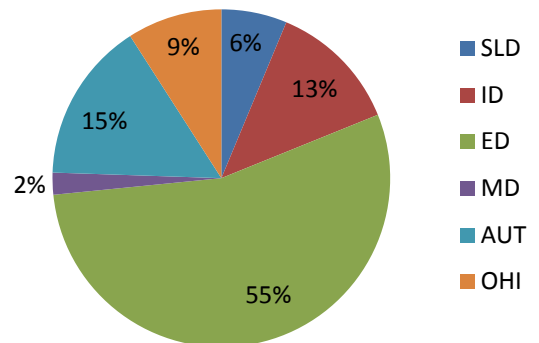
Gender



Residence



Disability Eligibility



Average Class Size

Our model is to provide small classroom sizes, due to this our classrooms can be anywhere from 10 to 12 students in a classroom. Students are in classrooms according to age, grade and academic levels.

III. School Climate

School Safety Plan (School Year 2014-15)

Fire drills are conducted monthly as well as earthquake drills. There is a school disaster preparedness plan and all drills are practiced on a regular basis. There is a Safety Committee comprised of an interdisciplinary team which meets monthly to insure the safety of the campus and decrease any potential risks. We conduct annual trainings on emergency preparedness, fire safety, universal precautions, and other methods to ensure a safe work environment. All staff receive trainings including, but not limited to First Aid/CPR, emergency preparedness, blood borne pathogens, universal precautions, safety in the workplace, abuse reporting and sexual harassment

Suspensions and Expulsions

Rate	School		
	2011-12	2012-13	2013-14
Suspensions	9	11	13
Expulsions	0	0	0

IV. School Facilities

School Facility Conditions and Improvement Plan (School Year 2014-15)

Age of School Building

The Rossier Park School campus is a freestanding 2 story building situated on 1, 638 acre parcel. The building was constructed in 1982 with a one story office building constructed in 1978. The school area of the building has 15 classrooms, student store, multi-purpose room, maintenance rooms, counselor offices and administrative offices.

Maintenance and Repair

The Office Manager is responsible for all campus repairs and coordinates with the maintenance team to ensure repairs are completed. We recently replanted the grass on the PE field and have new signs out front identifying our campus Administration and administration support do weekly safety checks to insure that the campus and classrooms are in good repair.

Cleaning Process and Schedule

Our campus employees two full time custodians to service our building and classrooms. Restrooms, classrooms and kitchen are cleaned and mopped on a daily basis.

Modernizing or New School Construction Projects: N/A

School Facility Good Repair Status (School Year 2014-15)

System Inspected	Repair Status				Repair Needed and Action Taken or Planned
	Exemplary	Good	Fair	Poor	
Systems: Gas Leaks, Mechanical/HVAC, Sewer		*			n/a
Interior: Interior Surfaces		*			n/a
Cleanliness: Overall Cleanliness, Pest/Vermin Infestation		*			n/a
Electrical: Electrical		*			n/a
Restrooms/Fountains: Restrooms, Sinks/Fountains		*			n/a
Safety: Fire Safety, Hazardous Materials		*			n/a
Structural: Structural Damage, Roofs		*			n/a
External: Playground/School Grounds, Windows/Doors/Gates/Fences		*			n/a
Overall Rating		*			n/a

V. Teachers

Teacher Credentials

Teachers	School		
	2011-12	2012-13	2013-14
Number of campus classrooms	13	14	14
Clear Level 2	6	5	5
Preliminary Level 1	4	5	6
UIP/DIP	5	3	2
PIP/STSP	0	1	1
Emergency Substitute (Classroom Aides)	7	6	7

VI. Support Staff

Other Support Staff (School Year 2013-14)

Title	Number of FTE Assigned to School
Education Director	1
Program Administrator	1
Clinical Director	1
Vocational Director	1
Transportation Director/Assistants	3
Behavior Specialist Supervisor	1
Behavioral/Instructional Classroom Aides	36
Counselors	7
Speech/Language/Hearing Specialist	
Adapted Physical Education	.5
Nurse	1

VII. Curriculum and Instructional Materials

Instructional Materials (School Year 2014-15)

Each student at CST and CMA level has a text book which matches the SBE or the local LEA's adapted text books in each academic area at his/her grade level. In addition Spectrum Center provides supplemental materials as appropriate to match the students' learning patterns.

Core Curriculum Area	Quality, Currency, and Availability of Textbooks and Instructional Materials * Need to import the campus' Materials form	Percent of Pupils Who Lack Their Own Assigned Textbooks and/or Instructional Materials	Most Recent SBE or Local Governing Agency Approved Textbooks and Instructional Materials
Reading/Language Arts	*	0%	yes
Mathematics	*	0%	yes
Science	*	0%	yes
History-Social Science	*	0%	yes
Foreign Language	*	0%	yes
Health	*	0%	yes
Visual and Performing Arts	*	0%	yes

Grade Level	Core Subject Abbrev.	Current Textbooks and Instructional Materials	ISBN#	Year of Publicaiton	Publisher	State Adopted (K-8)
7	ELA	American Literature	0-7854-4105-0	2007	Pearson	Yes
7	ELA	The Language of Literature (Red)	0-618-11572-2	2002	McDougal-Littell	Yes
8	ELA	The Language of Literature (Green)	0-618-60136-8	2006	McDougal-Littell	Yes

7	ELA	Holt Handbook: First Course	0-03-065281-2	2003	Holt, Rinehart & Winston	Yes
8	ELA	Holt Handbook: Second Course	0-03-065282-0	2003	Holt, Rinehart & Winston	Yes
7	MAT	Mathematics Structure & Method: Course 2	0-395-57013-1	1992	McDougal-Littell	Yes
7	MAT	Pre-Algebra California Edition	0-13-050486-6	2001	Pearson Prentice-Hall	Yes
8	MAT	Algebra 1 California Edition	0-13-044263-1	2001	Pearson Prentice Hall	Yes
8	MAT	Algebra 1 CME Project	0-13-203117-5	2009	Pearson	Yes
6	SS	Ancient Civilizations	0-02-150514-4	2007	Macmillan McGraw-Hill	Yes
7	SS	World History: Medieval to Early Modern Times	0-03-073399-5	2006	Holt, Rinehart & Winston	Yes
8	SS	United States History: Independence to 1914	0-03-041228-5	2006	Holt, Rinehart & Winston	Yes
7	SCI	Life Science	0-02-827776-7	1999	Glencoe McGraw-Hill	Yes
8	SCI	Physical Science	0-02-055699-6	2001	Holt, Rinehart & Winston	Yes

Grade Level	Core Subject Abbrev.	Current Textbooks and Instructional Materials	ISBN#	Year of Publication	Publisher	Name District(s) of Alignment
9	ELA	The Language of Literature (Tangerine)	0-618-60137-6	2002	McDougal-Littell	FJUHSD
10	ELA	The Language of Literature (Indigo)	0-618-60138-4	2006	McDougal-Littell	FJUHSD
11	ELA	The Language of Literature (Goldrenod)	0-618-60139-2	2006	McDougal-Littell	FJUHSD
12	ELA	The Language of Literature (Purple)	0-618-690212	2006	McDougal-Littell	FJUHSD
9	ELA	Holt Handbook: Third Course	0-03-065283-9	2003	Holt, Rinehart & Winston	FJUHSD
10	ELA	Holt Handbook: Fourth Course	0-03-065284-7	2003	Holt, Rinehart & Winston	FJUHSD
11	ELA	Holt Handbook: Fifth Course	0-03-065286-3	2003	Holt, Rinehart & Winston	FJUHSD
12	ELA	Holt Handbook: Sixth Course	0-03-065287-1	2003	Holt, Rinehart & Winston	FJUHSD
9	MAT	Accounting	0-07-868829-9	2007	McGraw Hill-Glencoe	FJUHSD
10	MAT	Geometry	0-618-25022-0	2004	McDougal-Littell	FJUHSD
11	MAT	Prentice Hall Mathematics-California Algebra 2	0-13-203124-8	2008	Prentice Hall	FJUHSD
10	SS	World Geography and Cultures	0-7854-6383-6	2008	Pearson AGS Globe	FJUHSD
10	SS	World History	0-13-051013-0	2001	Prentice Hall	FJUHSD

10	SS	World Cultures	0-13-036895-4	2004	Prentice Hall	FJUHSD
10	SS	World History: The Modern Era	0-13-372394-1	2011	Prentice Hall	FJUHSD
11	SS	America: Pathways to the Present	0-13-435899-6	2000	Prentice Hall	FJUHSD
12	SS	Economics	0-13-181544-X	2005	Prentice Hall	FJUHSD
12	SS	American Government	0-13-166803-X	2005	Prentice Hall	FJUHSD
9	SCI	Discover Health	0-07826326-3	2004	Glencoe McGraw-Hill	FJUHSD
10	SCI	Physical Science	0-07-877962-6	2008	Glencoe McGraw-Hill	FJUHSD
11	SCI	Physical Science	0-07-877962-6	2008	Glencoe McGraw-Hill	FJUHSD
11	SCI	Biology: The Dynamics of Life	0-07-866581-7	2005	Glencoe McGraw-Hill	FJUHSD
11	SCI	Introductory Chemistry: A Foundation 5th Edition	0-618-30499-1	2004	Houghton Mifflin	FJUHSD
12	SCI	Physical Science	0-07-877962-6	2008	Glencoe McGraw-Hill	FJUHSD
12	SCI	Biology: The Dynamics of Life	0-07-866581-7	2005	Glencoe McGraw-Hill	FJUHSD
12	SCI	Introductory Chemistry: A Foundation 5th Edition	0-618-30499-1	2004	Houghton Mifflin	FJUHSD

VIII. School Finances

Expenditures per Pupil (Fiscal Year 2013-14)

Total Dollars	Dollars per student	Average Teacher Salary
\$ 5,148,790	\$ 43,719	\$46,117

Types of Services Provided

Rossier Park Junior/Senior High School works cooperatively with local school districts to develop a customized curriculum for each student based on the student's Individual Education Program (IEP), school district requirements, abilities, and goals. The Spectrum Center Schools meet state education standards and district graduation/completion requirements.

Rossier Park Junior/Senior High School serves students with emotional disturbance or developmental disabilities who benefit from a consistent and structured program, with an emphasis on a successful transition to a less restrictive environment. The students receive individualized instruction in academic, social and behavioral skills, including vocational skills in a low student to instructor ratio.

Related services provided at by Spectrum Center per the student Individual Education Program includes Transportation, Counseling, Speech and Language Services, Adapted Physical Education, and one on one aide services.

Teacher and Administrative Salaries (Fiscal Year 2013-14)

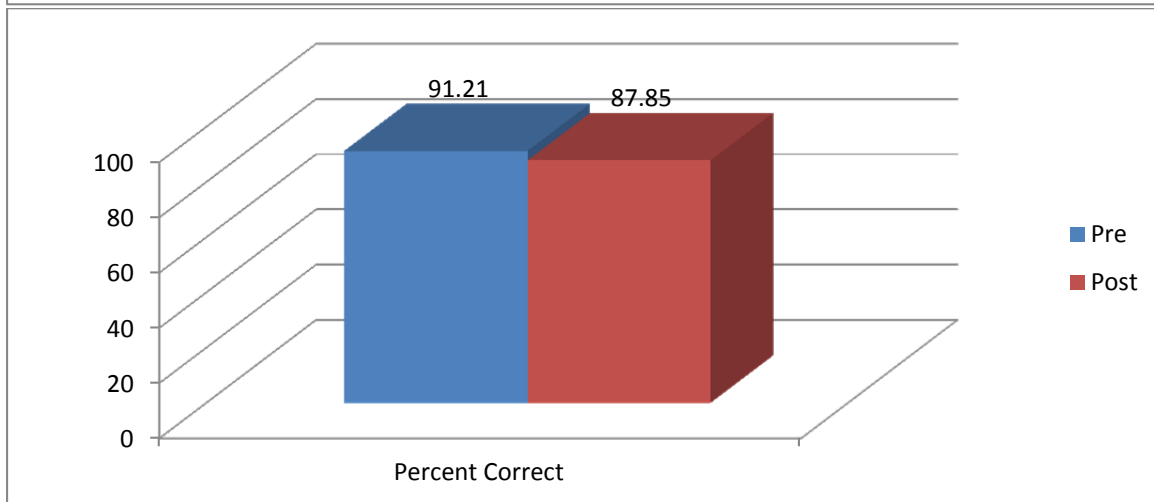
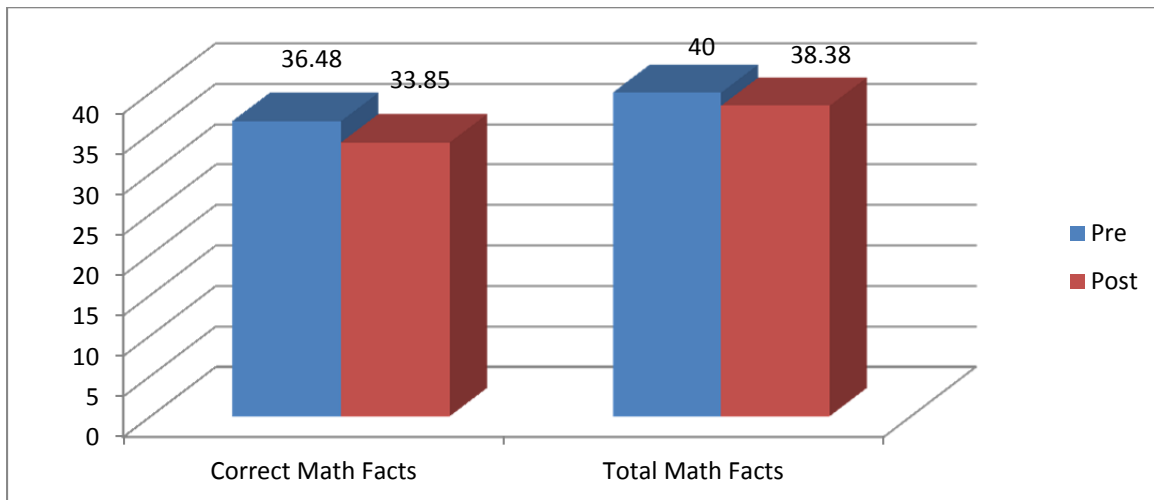
Category	Spectrum Schools Amount	State Average (ADA <1,500)
Beginning Teacher Salary	\$38,140	\$40,329
Mid-Range Teacher Salary	\$48,628	\$59,804
Highest Teacher Salary	\$53,560	\$79,279
Average Director Salary	\$84,312	\$91,712

IX. Student Performance

Standardized Testing and Reporting

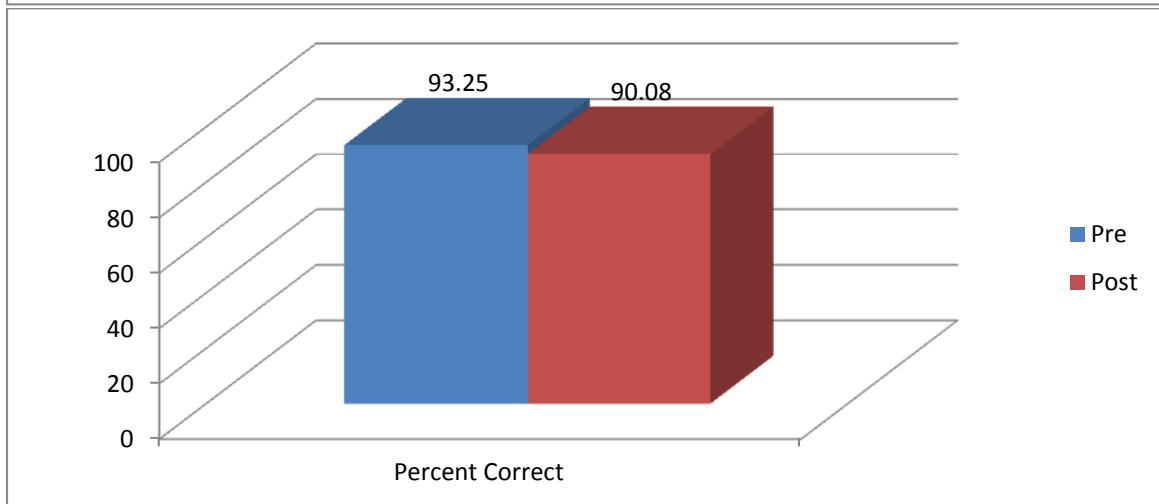
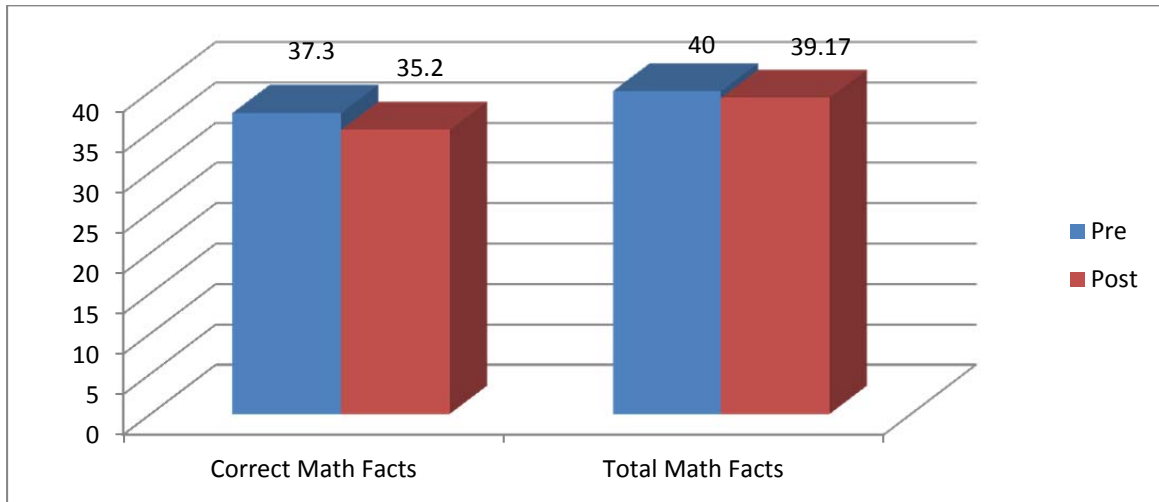
Rossier High Carnine Math

Carnine math scores were available for 60 students from the beginning and end of the school year. On average, these students decreased their number of correct math facts from 36.48 to 33.85, total math facts from 40 to 38.38, and accuracy from 91.21% to 87.85%.



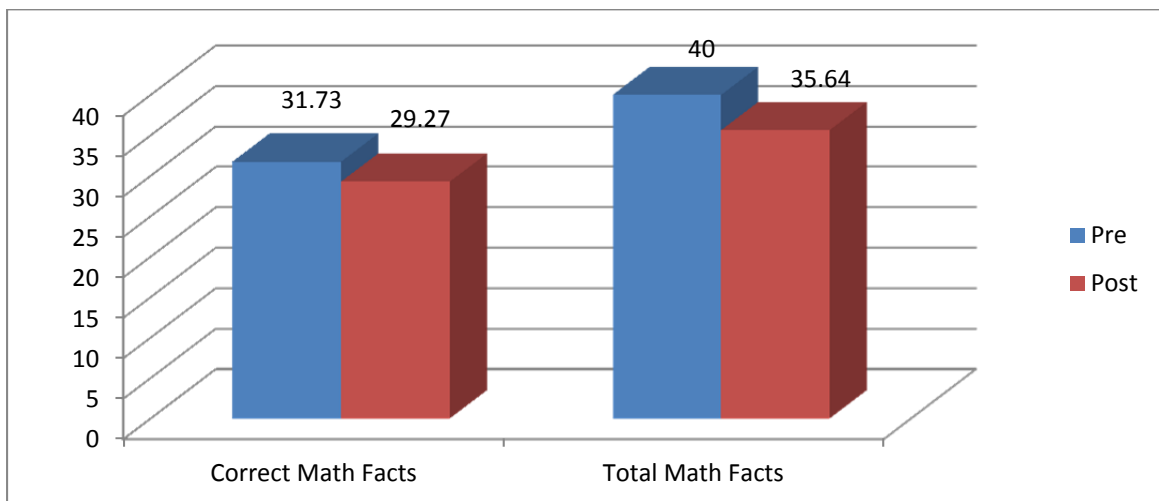
Carnine Math Students

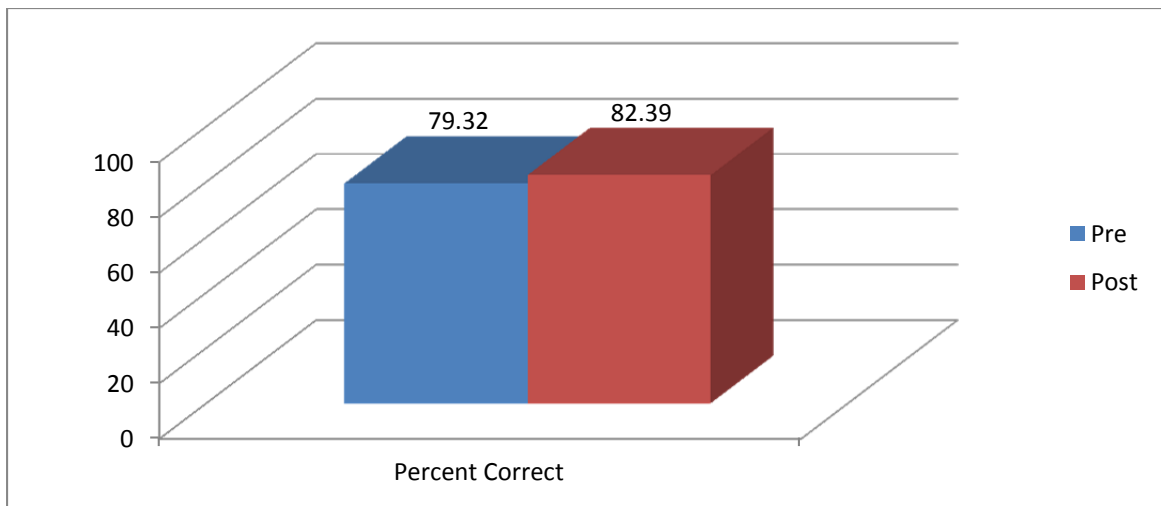
Carnine math scores were available for 30 Rossier High students. On average, these students decreased their number of correct math facts from 37.3 to 35.2, total math facts from 40 to 39.17, and accuracy from 93.25% to 90.08%.



Carnine Math Students

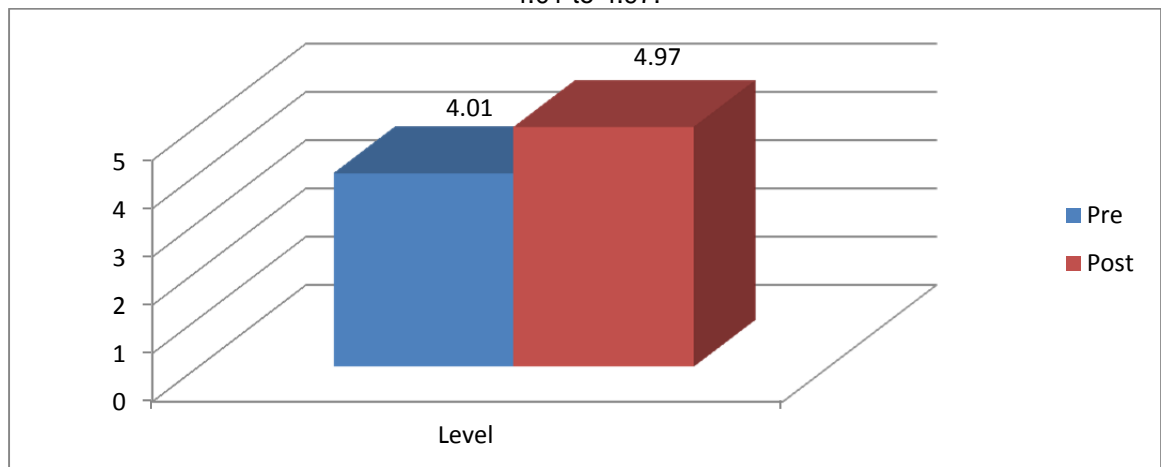
Carnine math scores were available for 11 Rossier High students. On average, these students decreased their number of correct math facts from 31.73 to 29.27, total math facts from 40 to 35.64, and accuracy from 79.32% to 82.39%.





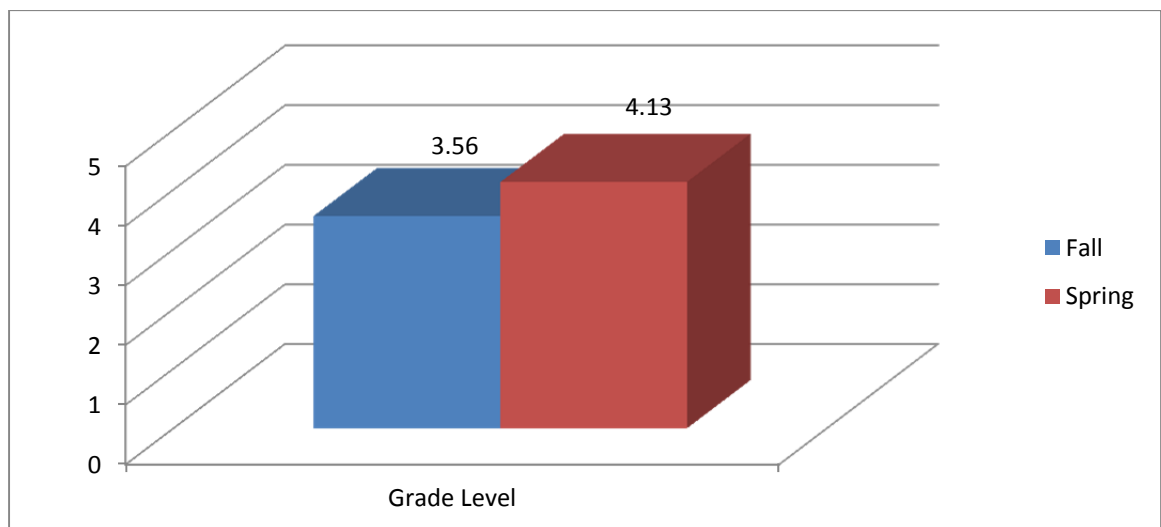
Rossier High Easy CBM

Easy CBM scores were available for 11 Rossier High students. On average the students improved their level from 4.01 to 4.97.



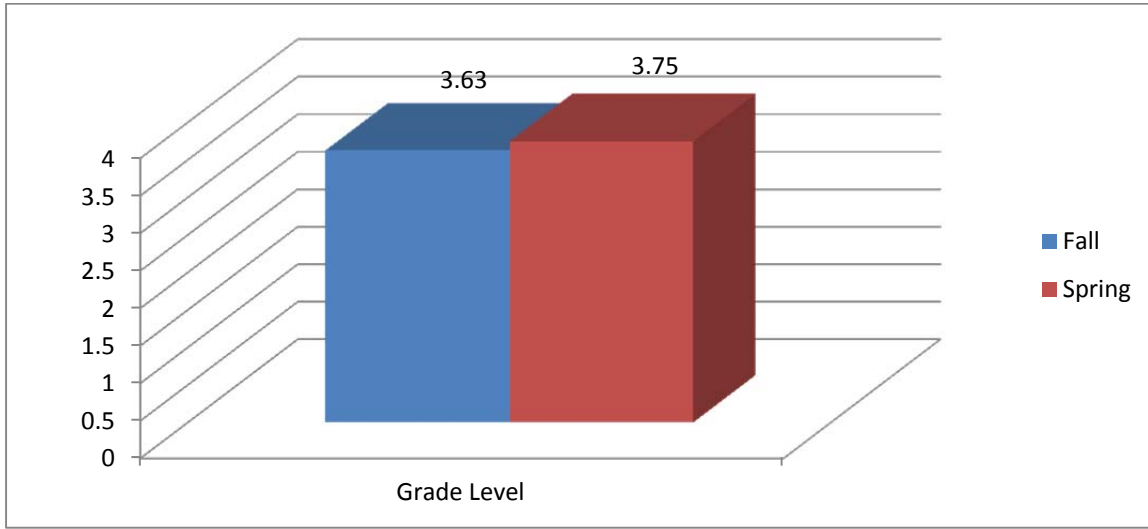
Rossier High Pearson Math

Pearson math scores were available for 33 Pearson High students. On average the students improved their grade level from 3.56 to 4.13.



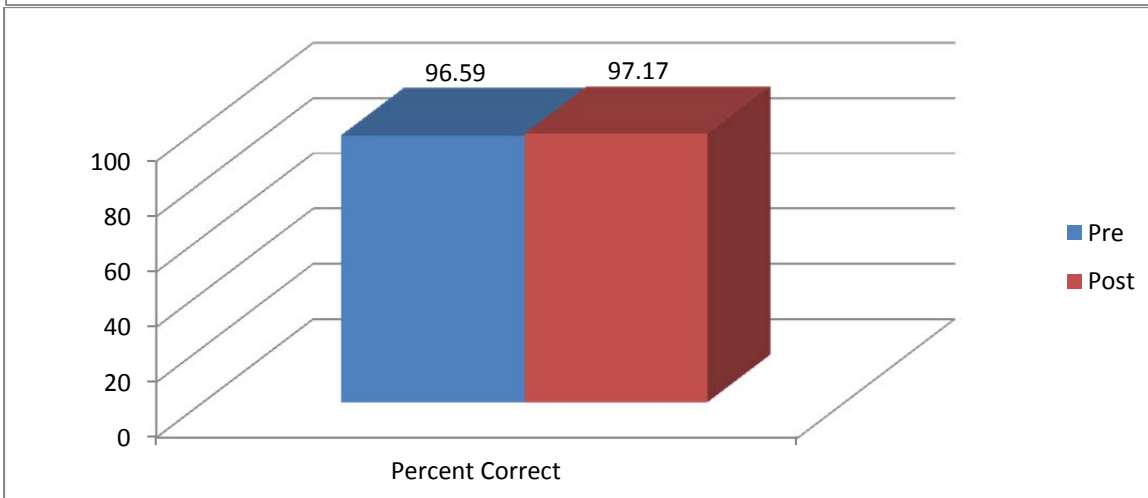
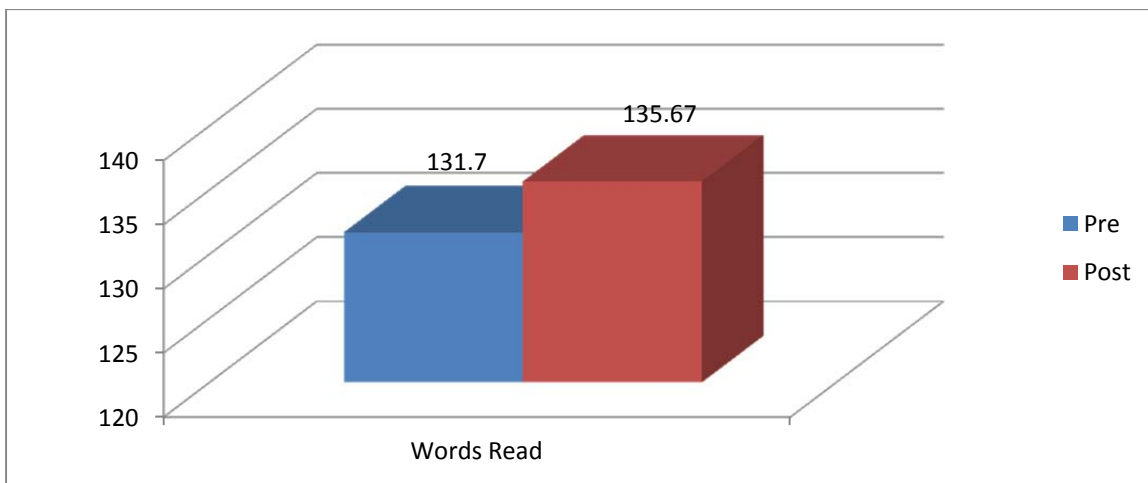
Pearson Math Students

Pearson math scores were available for 15 Rossier High students. On average the students improved their grade level from 3.63 to 3.75.



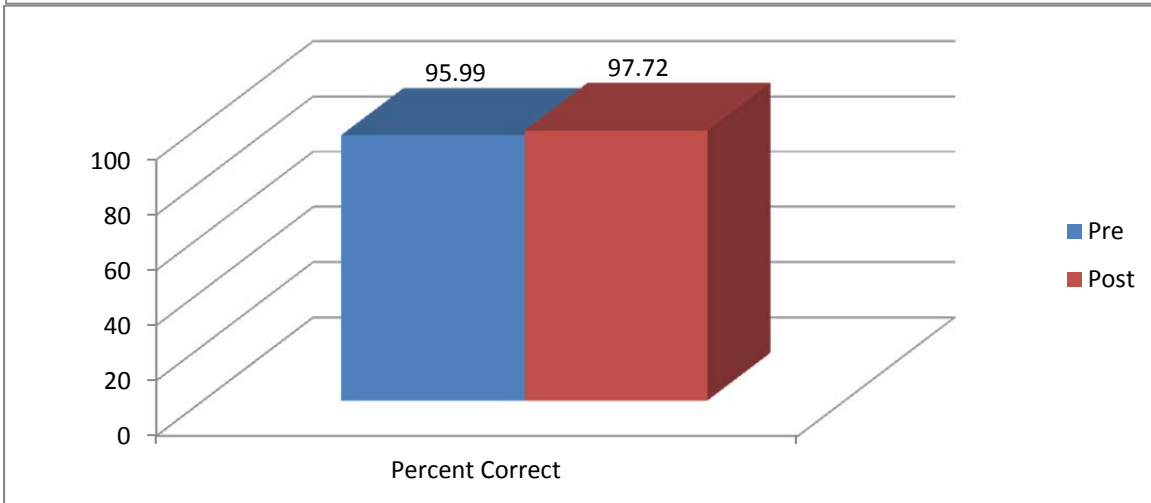
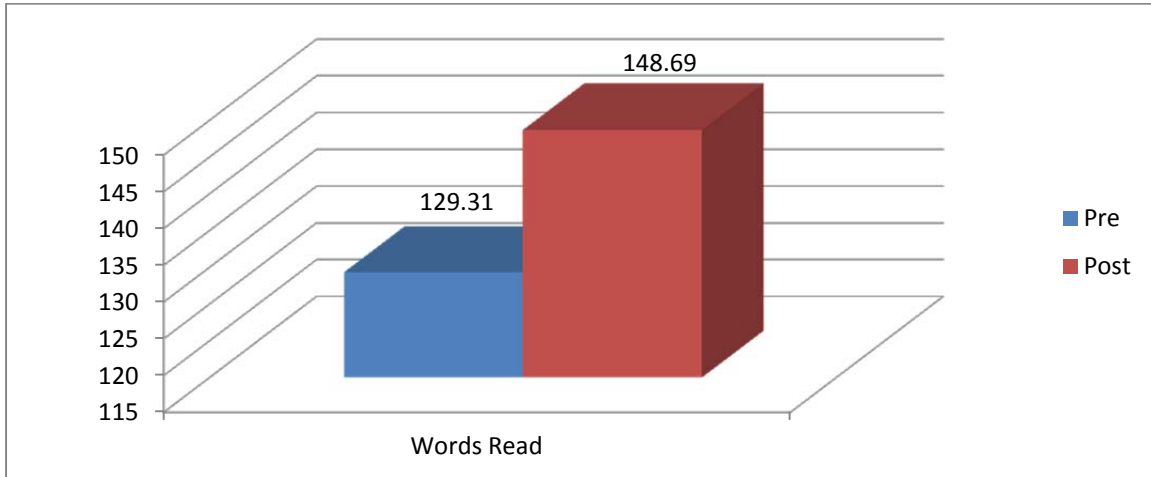
Rossier High Reading Fluency

Reading fluency scores were available for 79 Rossier High students. On average the students improved their words read from 131.70 to 135.67 and accuracy from 96.59% to 97.17%.



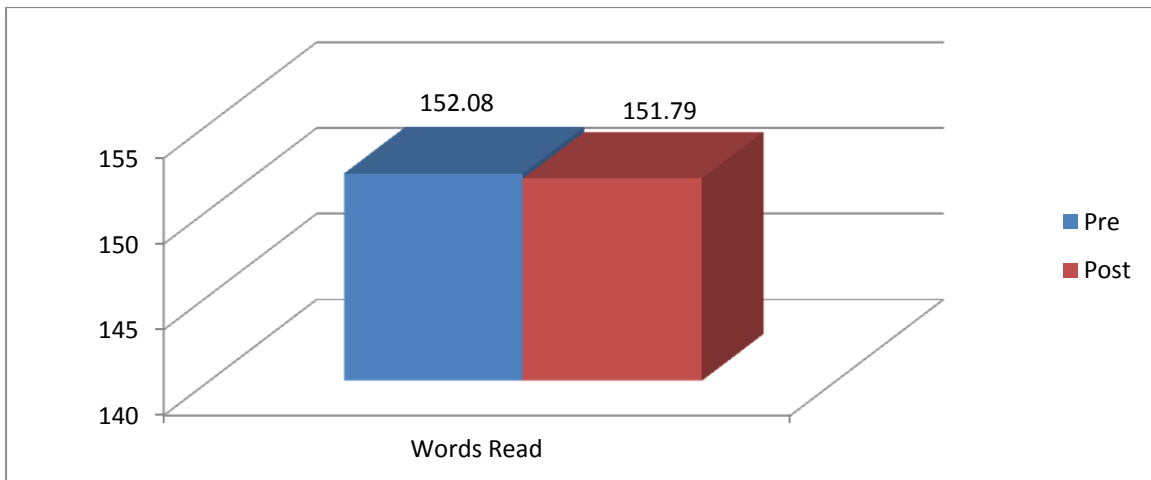
Reading Fluency Students

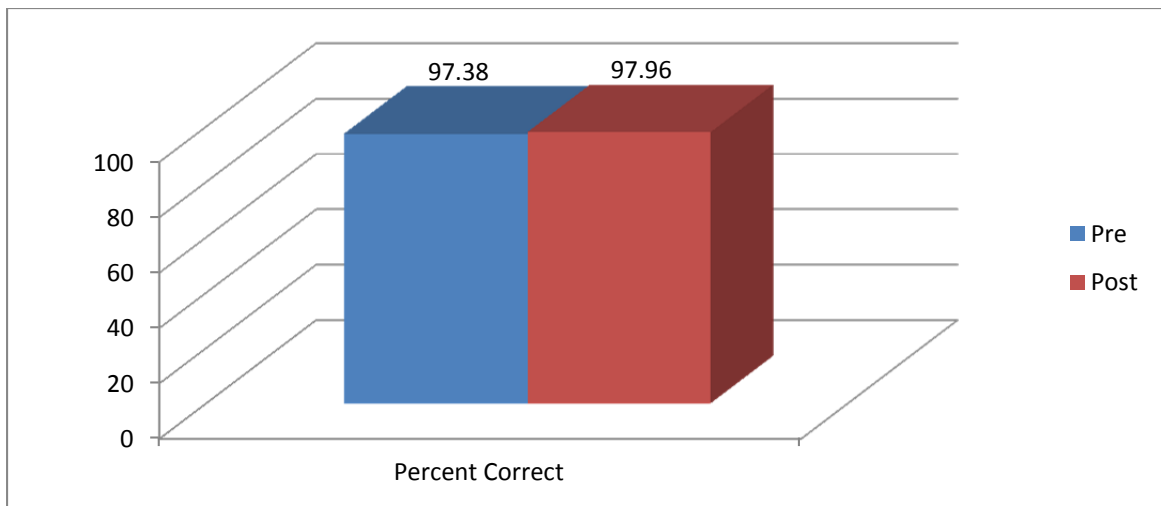
Reading fluency scores were available for 13 Rossier High students. On average the students improved their words read from 129.31 to 148.69 and accuracy from 95.99% to 97.72%.



Reading Fluency Students

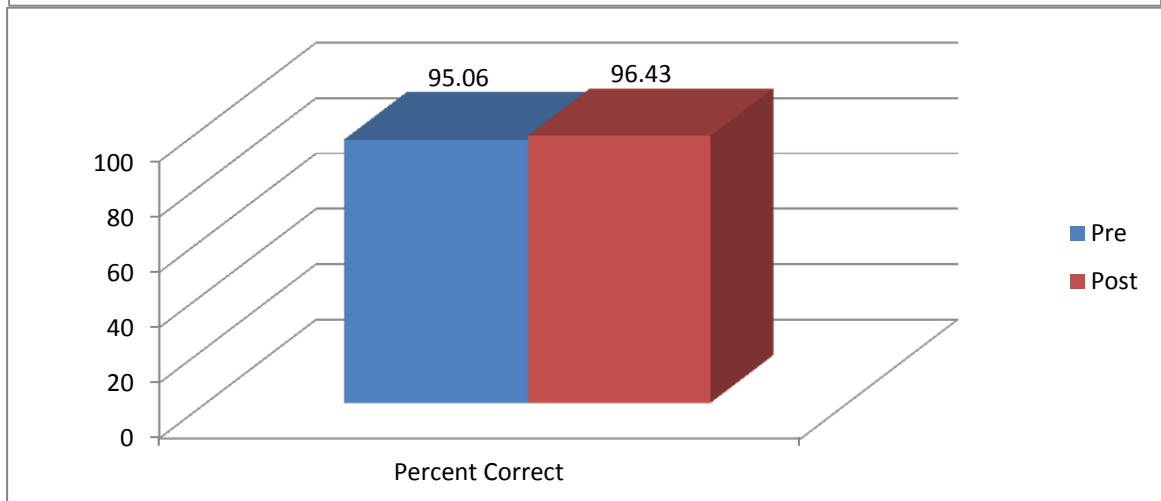
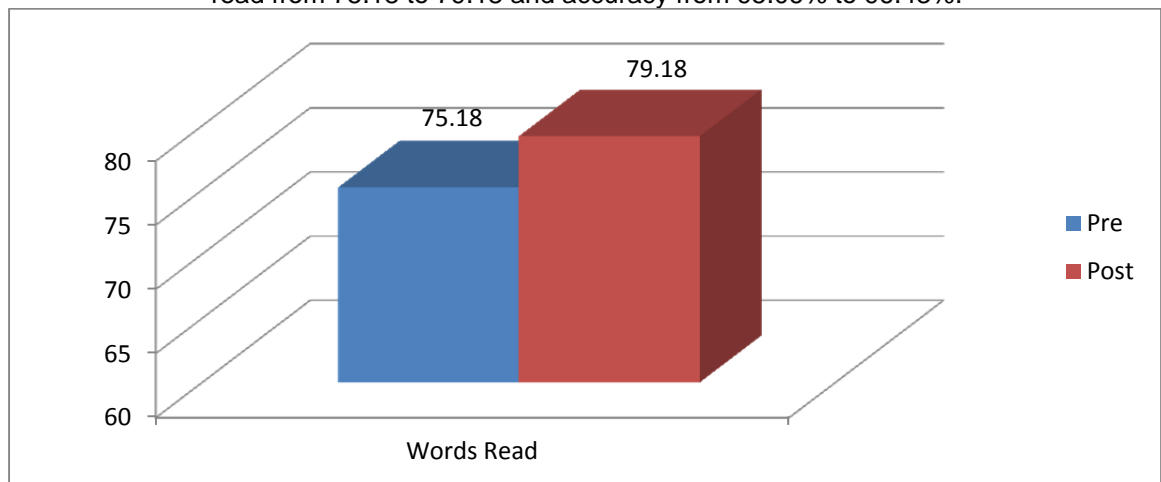
Reading fluency scores were available for 39 Rossier High students. On average the students basically maintained their words read from 152.08 to 151.79 and accuracy from 97.38% to 97.96%.





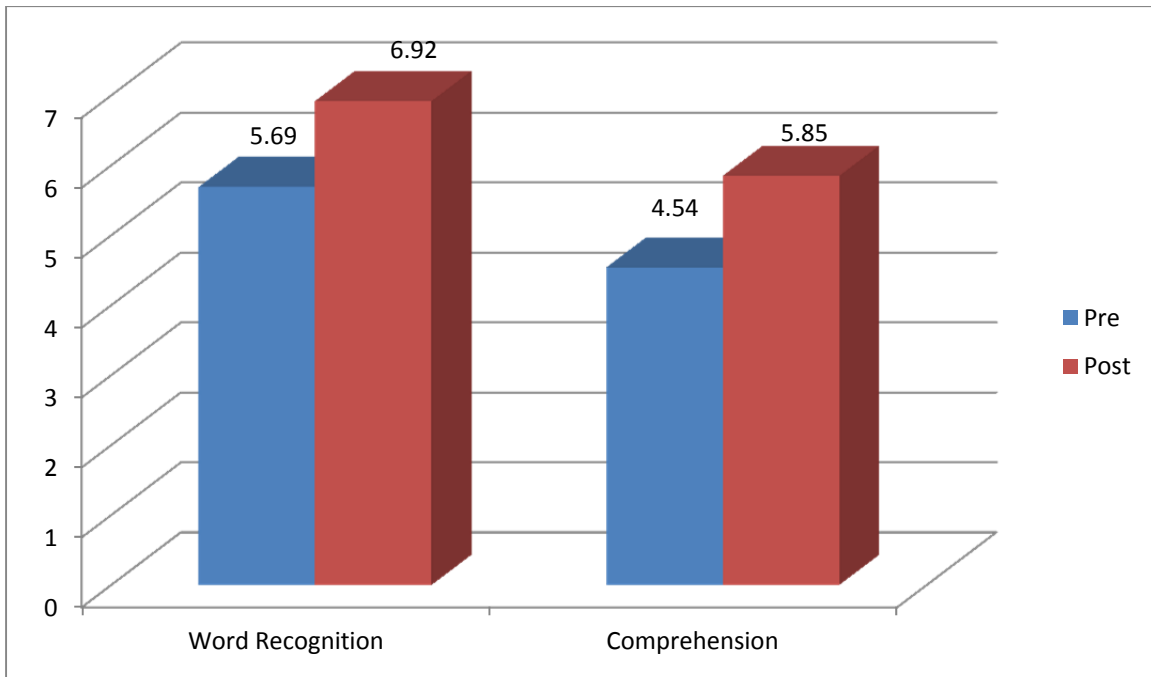
Reading Fluency Students

Reading fluency scores were available for 11 Rossier High students. On average the students improved their words read from 75.18 to 79.18 and accuracy from 95.06% to 96.43%.



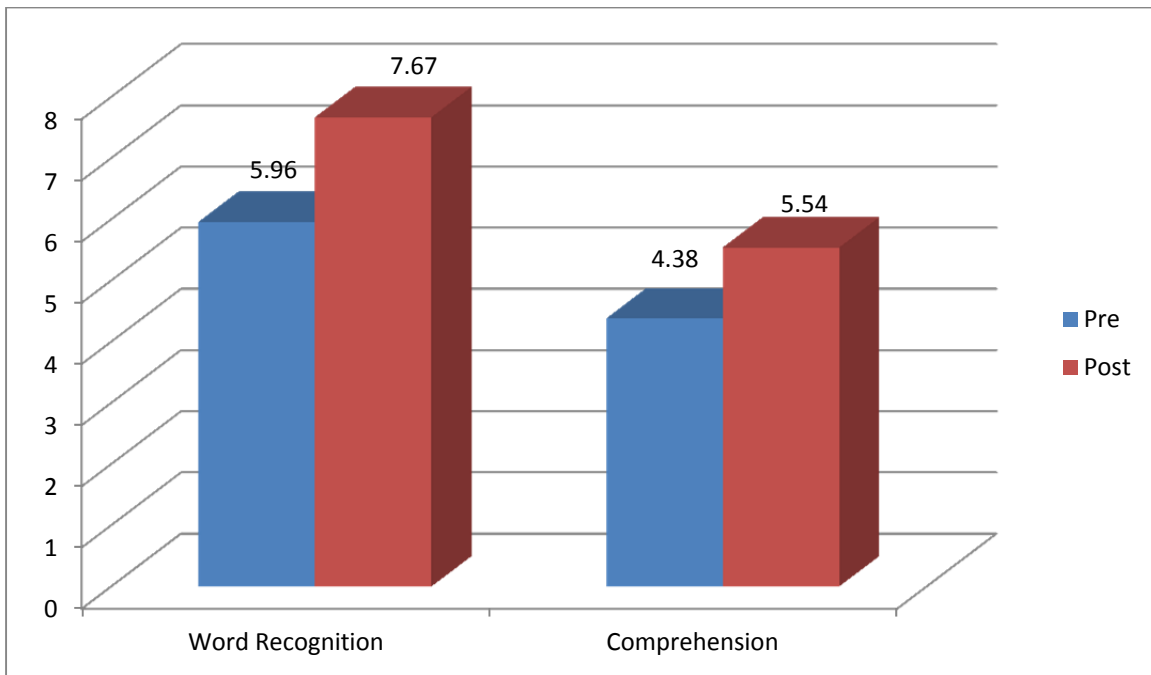
Rossier High BRI

BRI scores were available for 51 Rossier High students. On average, the students improved their word recognition from 5.69 to 6.92 and comprehension from 4.54 to 5.85.



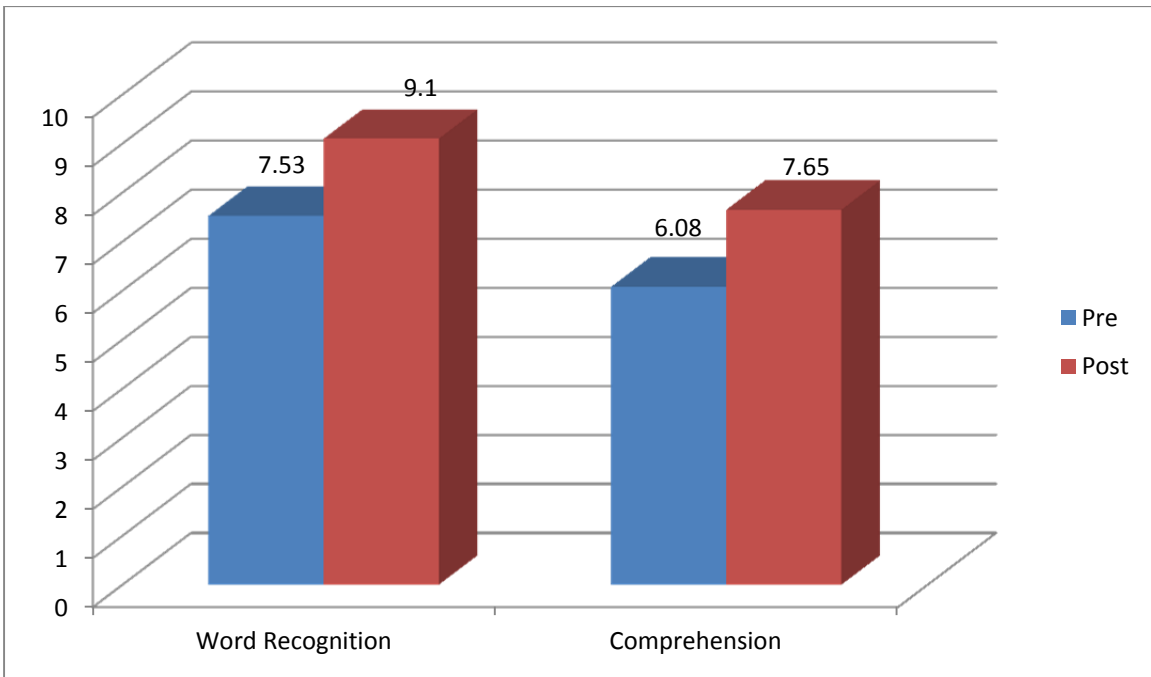
BRI Students

BRI scores were available for 12 Rossier High students. On average the students improved their word recognition from 5.96 to 7.67 and comprehension from 4.38 to 5.54.



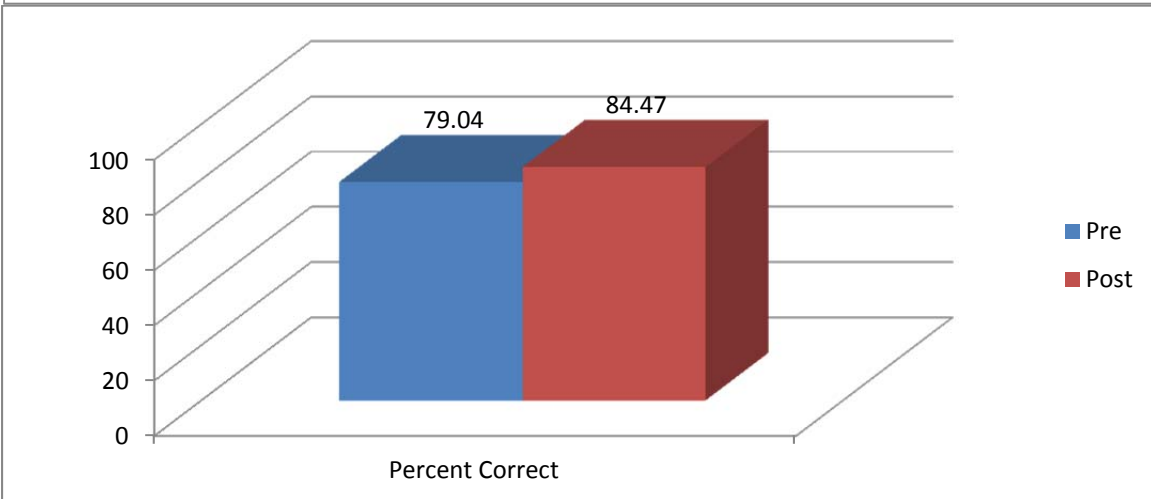
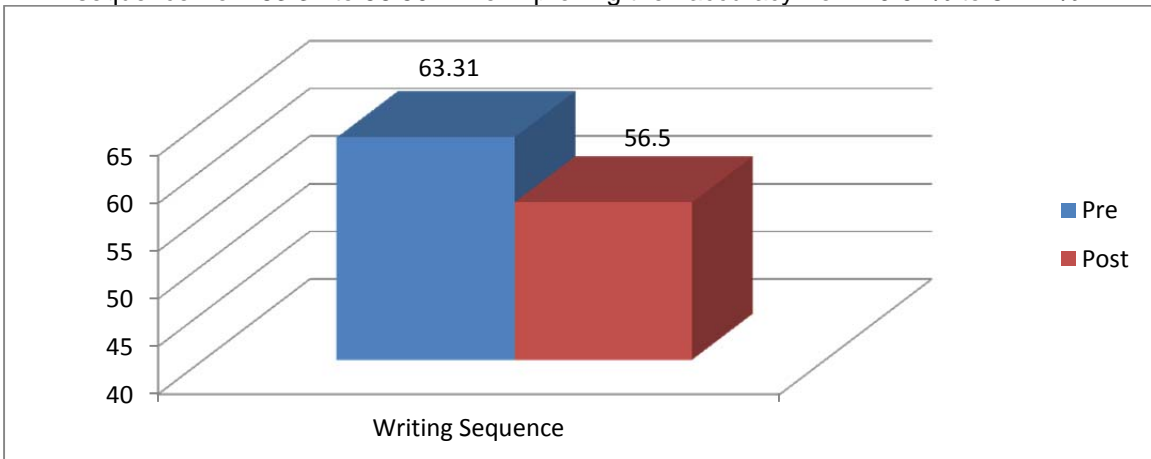
BRI Students

BRI scores were available for 20 Rossier High students. On average the students improved their word recognition from 7.53 to 9.10 and comprehension from 6.08 to 7.65.



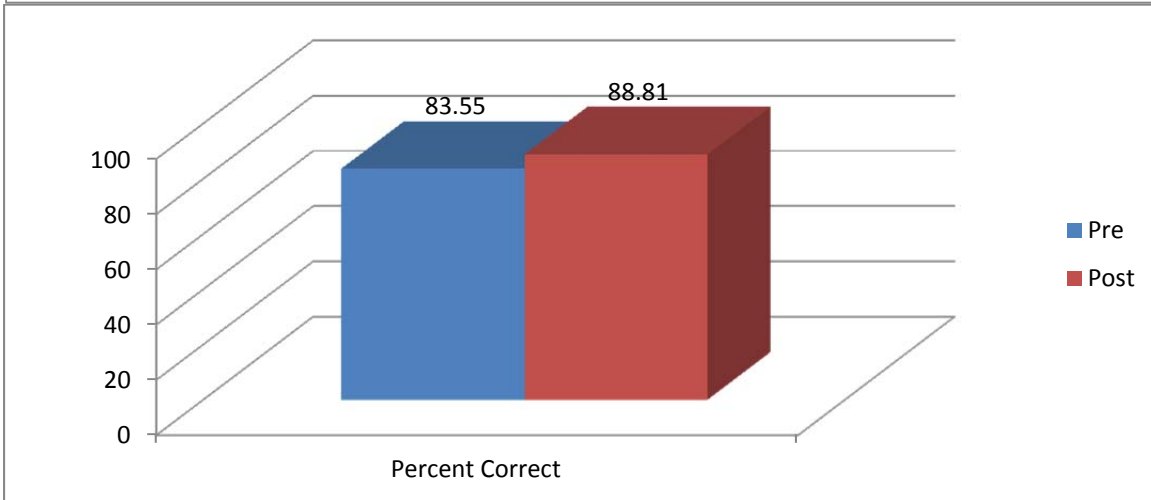
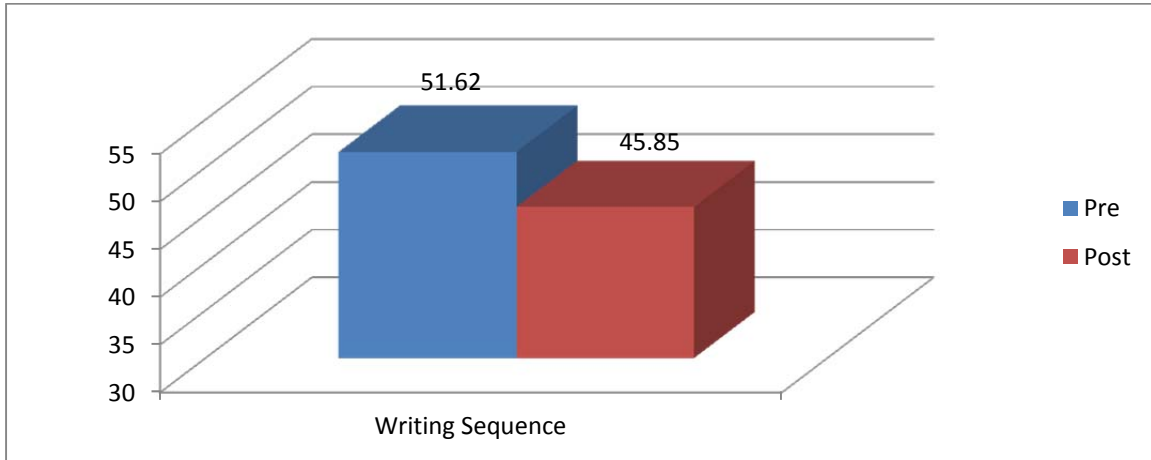
Rossier High Writing Fluency

Writing fluency scores were available for 78 Rossier High students. On average the students decreased their writing sequence from 63.31 to 56.50 while improving their accuracy from 79.04% to 84.47%.



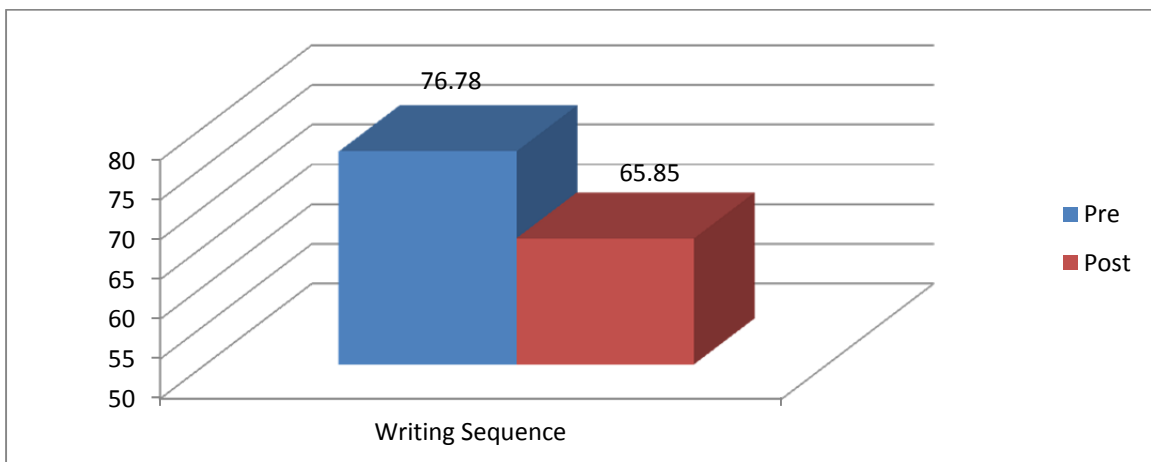
Writing Fluency Students

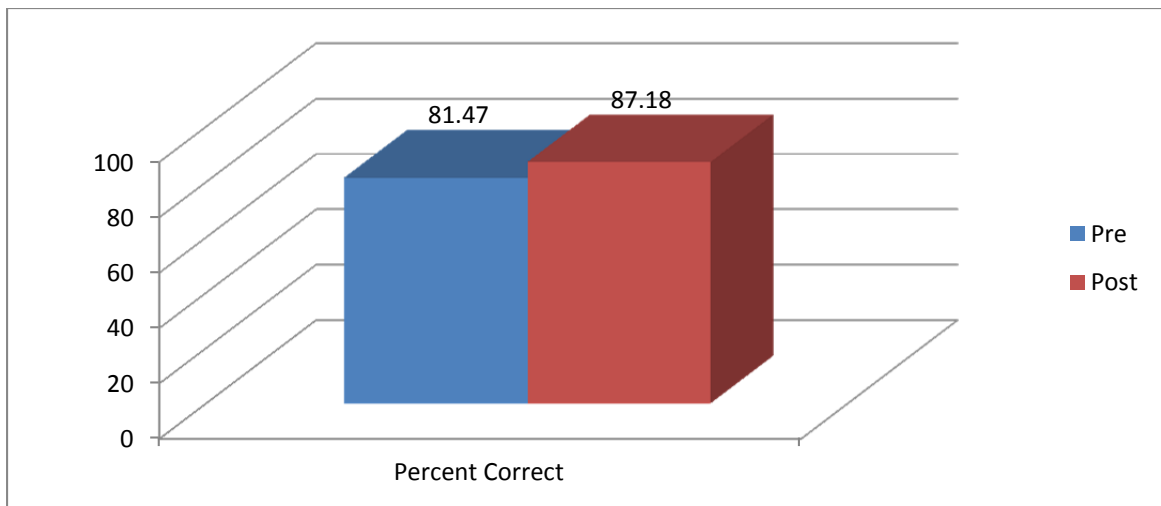
Writing fluency scores were available for 13 Rossier High students. On average the students decreased their writing sequence from 51.62 to 45.85 while improving their accuracy from 83.55% to 88.81%.



Writing Fluency Students

Writing fluency scores were available for 40 Rossier High students. On average the students decreased their writing sequence from 76.78 to 65.85 while improving their accuracy from 81.47% to 87.18%.

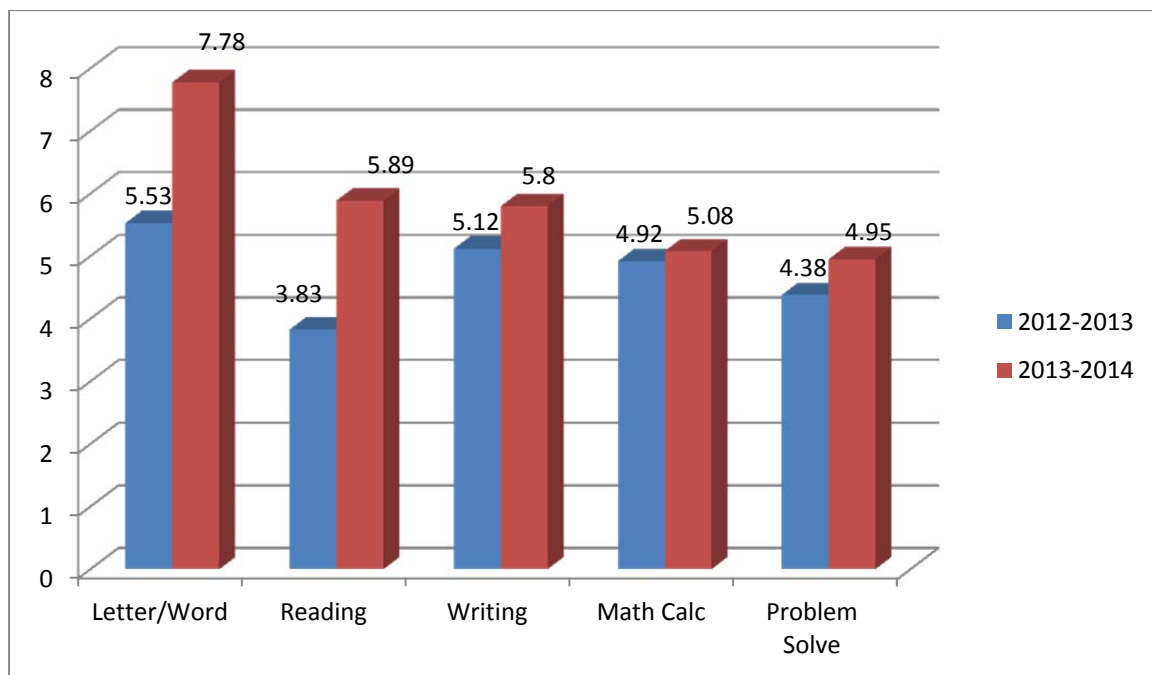




Rossier High WJIII

WJIII scores were available for 11 Rossier High students from the 2012-2013 and 2013-2014 school years. These students' average scores are listed in the table below. The students showed improvement on all subjects.

	2012-2013	2013-2014
Letter/Word Recognition	5.53	7.78
Reading Comprehension	3.83	5.89
Writing Fluency	5.12	5.80
Math Calculations	4.92	5.08
Math Applied Problem Solving	4.38	4.95



X. Accountability

California Department of Education Certification (CDE)

XI. Postsecondary Preparation

Completion of High School Graduation Requirements

Graduation Data	School		
	2011-12	2012-13	2013-14
Seniors	14	16	30
Graduates	10	13	18
%	72%	81%	60%

3- Year AVG	School	
	2010-2013	2011-2014
Seniors	55	60
Graduates	41	41
%	75%	68%

XII. Instructional Planning and Scheduling

All the Rossier Park staff receive academic and behavioral training and in-services for 4 days in September before the school year starts and 2-3 staff training days during the school year. Teachers are required to continue their education and training per the California Department of Education. All other professional support staff must attain the continuing education requirements as stipulated by their Credential/ License. All staff are trained in CPR/First Aid and in Pro-Act.