

School Accountability Report Card Reported for School Year 2017-18

Published During 2018-19



SPECTRUM CENTER – DOWNEY CAMPUS

Pace Lynn Elementary School

9625 Van Ruiten Street

Bellflower, CA 90706

Phone: 562-904-3571 Fax: 562-469-7170

Program Director: Sarah Lazar Email: slazar@spectrumschools.com

CDS Code: 19-64451-0133025

I. Data and Access

Spectrum Center Schools SARC reports are available on our web site at: spectrumschools.com

II. About This School

School Description and Mission Statement

About this school:

Spectrum Center Schools have been serving special needs students with since 1975. The Downey Campus has been serving special needs students in Los Angeles County since 2015.

Downey Campus is a California State-certified nonpublic, nonsectarian school serving the special education needs of students from Kindergarten through age 22 in Bellflower, CA. Downey contracts with area public school districts to provide services through two distinct programs. We offer a small structured and supportive environment that encourages growth and development in each of our students. Our goal is to assist students in their return to public school and /or the successful integration into their communities. Downey is committed to educating exceptional students with an individualized academic, behavioral and therapeutic approach.

Spectrum Center Schools monitor progress on targeted campus goals quarterly. An Internal Accountability Review is conducted annually.

Mission Statement:

Our mission is to provide personalized, evidence-based educational services for non-traditional learners in collaboration with families and public school districts.

Opportunities for Parental Involvement

Parent involvement is encouraged throughout the school year. There is a Back to School night in October and Open House in May which all parents are encouraged to attend. In addition teachers and parents work together to individualize means of daily communication (email, written logs, phone calls, etc.) that proves effective in the consistency between home and school. Additionally, we have an open-door policy where parents can schedule visits to their child's classroom throughout the year. Parents should contact their child's teacher or counselor to schedule a visit or for any information of how they can be involved.

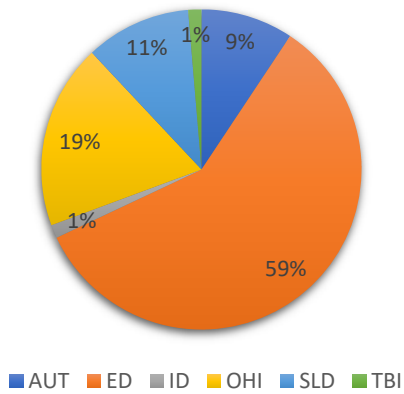
Student Enrollment by Group

Student Enrollment by Grade Level (School Year 2017-18)

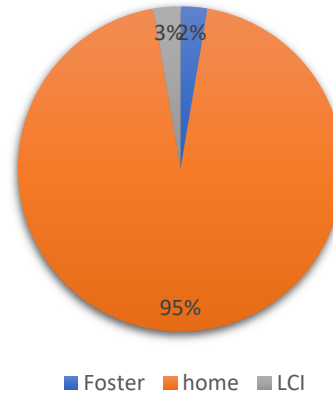
Grade Level	Number of Students	Grade Level	Number of Students
Kindergarten		Ungraded Elementary	
Grade 1	1	Grade 9	3
Grade 2	2	Grade 10	10
Grade 3	6	Grade 11	12
Grade 4	7	Grade 12	10
Grade 5	5	Ungraded HS	
Grade 6	8	Post-Secondary	2
Grade 7	4		
Grade 8	5	Total Enrollment	75

Student Enrollment by Group

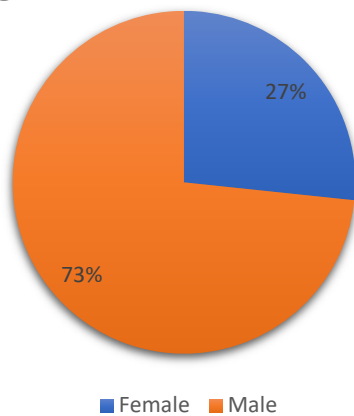
Primary Disability



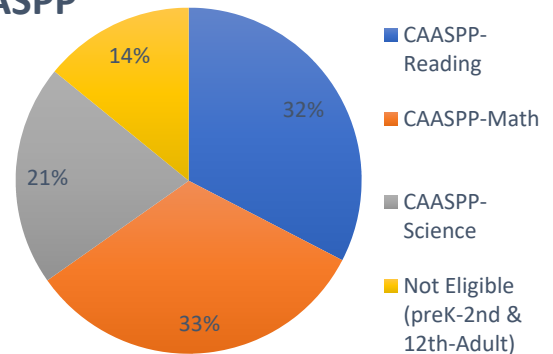
Placement



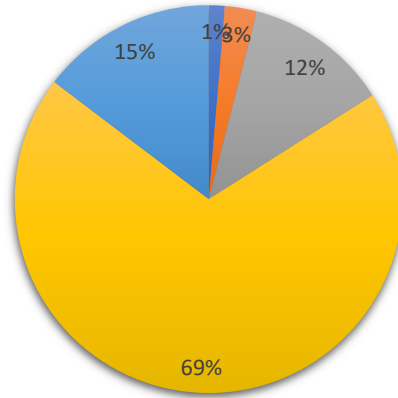
Gender



CAASPP



Diversity



■ American Indian/Alaskan Native ■ Asian ■ Black/African American ■ Hispanic/Latino ■ White

Average Class Size

Our model is to provide small classroom sizes, due to this our classrooms can be anywhere from 10 to 12 students in a classroom. Students are in classrooms according to age, grade and academic levels. In the 2017-18 school year, Downey campus served an average of 60 students in 5 classrooms.

III. School Climate

School Safety Plan (School Year 2017-18)

Fire drills are conducted monthly as well as earthquake drills. There is a school disaster preparedness plan and all drills are practiced on a regular basis. There is a Safety Committee comprised of an interdisciplinary team which meets monthly to insure the safety of the campus and decrease any potential risks. We conduct annual trainings on emergency preparedness, fire safety, universal precautions, and other methods to ensure a safe work environment. All staff receive trainings including, but not limited to First Aid/CPR, emergency preparedness, blood borne pathogens, universal precautions, safety in the workplace, abuse reporting and sexual harassment

Suspensions and Expulsions

Rate	School
	2017-18
Suspensions	3
Expulsions	0

IV. School Facilities

School Facility Conditions and Improvement Plan (School Year 2017-18)

Age of School Building

The Downey campus is located onsite at the Pace Lynn Elementary School in Bellflower, CA. Pace Lynn is a Downey District owned public school site. The district site has been open since 1980.

Maintenance and Repair

The district is responsible for all campus repairs and Spectrum site admin coordinate with the maintenance team to ensure repairs are completed. Administration and administration support do weekly safety checks to ensure that the campus and classrooms are in good repair.

Cleaning Process and Schedule

The districts custodians service our building and classrooms. Restrooms, classrooms and kitchen are cleaned and mopped on a daily basis.

Modernizing or New School Construction Projects: N/A

School Facility Good Repair Status (School Year 2018-19)

System Inspected	Repair Status				Repair Needed and Action Taken or Planned
	Exemplary	Good	Fair	Poor	
Systems: Gas Leaks, Mechanical/HVAC, Sewer		X			
Interior: Interior Surfaces		X			
Cleanliness: Overall Cleanliness, Pest/ Vermin Infestation			X		
Electrical: Electrical		X			
Restrooms/Fountains: Restrooms, Sinks/ Fountains		X			
Safety: Fire Safety, Hazardous Materials		X			
Structural: Structural Damage, Roofs		X			
External: Playground/School Grounds, Windows/ Doors/Gates/Fences		X			
Overall Rating		X			

V. Teachers

Teacher Credentials

Teachers	School
	2017-18
<i>Number of campus classrooms</i>	5
Clear or Level 2	0
Preliminary or Level 1	4
Intern or District Intern	1
PIP/STSP	0
Waiver	0
TPSL (Teaching Permit for Statutory Leave)	0
30 Day Emergency Substitute Permit (Classroom Aides)	1

VI. Support Staff

Other Support Staff (School Year 2017-18)

Title	Number of FTE Assigned to School
Senior Behavior Analyst	0
Curriculum and Instruction Specialist	1
Education Coordinator	0
Therapists	2
Speech/Language/Hearing Specialist	0
Occupational Therapists	0
Adapted Physical Education	0
Transportation Support	0
Behavioral/Instructional Classroom Aides	10

VII. Curriculum and Instructional Materials

Instructional Materials (School Year 2018-19)

Each student at CST and CMA level has a text book which matches the SBE or the local LEA's adapted text books in each academic area at his/her grade level. In addition Spectrum Center provides supplemental materials as appropriate to match the students' learning patterns.

Core Curriculum Area	Quality, Currency, and Availability of Textbooks and Instructional Materials * Need to import the campus' Materials form	Percent of Pupils Who Lack Their Own Assigned Textbooks and/or Instructional Materials	Most Recent SBE or Local Governing Agency Approved Textbooks and Instructional Materials
Reading/Language Arts	*	0%	yes
Mathematics	*	0%	yes
Science	*	0%	yes
History-Social Science	*	0%	yes
Foreign Language	*	0%	yes
Health	*	0%	yes
Visual and Performing Arts	*	0%	yes

VIII. School Finances

Expenditures per Pupil (Fiscal Year 2017-18)

Total Dollars	Dollars per student	Average Teacher Salary
\$1,243,461	\$23,858	\$60,671

Types of Services Provided

Downey works cooperatively with local school districts to develop a customized curriculum for each student based on the student's Individual Education Program (IEP), school district requirements, abilities, and goals. The Spectrum Center Schools meet state education standards and district graduation/completion requirements.

Downey serves students with emotional disturbance or developmental disabilities who benefit from a consistent and structured program, with an emphasis on a successful transition to a less restrictive environment. The students receive individualized instruction in academic, social and behavioral skills, including vocational skills in a low student to instructor ratio.

Related services provided at by Spectrum Center per the student Individual Education Program includes Transportation, Counseling, Speech and Language Services, Adapted Physical Education, Behavior Intervention Implementation, Behavior Intervention Design and Planning and one on one aide services.

Teacher and Administrative Salaries (Fiscal Year 2017-18)

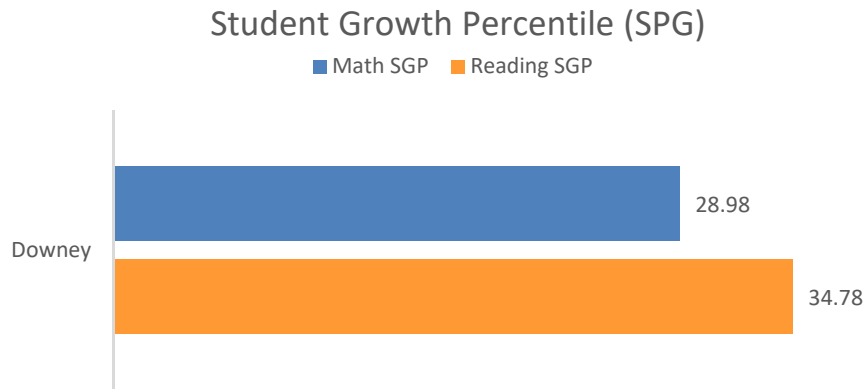
Category	Spectrum Schools Amount	State Average (ADA <1,500)
Beginning Teacher Salary	\$45,760	\$38,592
Mid-Range Teacher Salary	\$60,605	\$55,764
Highest Teacher Salary	\$75,450	\$72,219
Average Teacher Salary	\$60,671	\$90,207
Average Director Salary	\$90,334	\$116,768

IX. Student Performance

Standardized Testing and Reporting

Our goal is to help students earn required credits and acquire necessary skills for success — now and in the future. The Student Growth Percentile (SGP) reports student progress compared to millions of academic peers in general, and special education nationwide. The typical SGP score is at least 35 for math and reading.


Spectrum Center students were on average five grade levels behind in reading and math at time of entry.



Other Student Outcome Data

Individualized Education Program (IEP)

Spectrum Center ensures students make progress on their Individualized Education Program (IEP) goals. The graph below shows the percentage of IEP goal progress for students in each of our learning environments.



XI. Postsecondary Preparation

Completion of High School Graduation Requirements

Graduation Data	School
	2017-18
Seniors	5
Graduates	1
%	20%

3- Year AVG	School
	2015-18
Seniors	12
Graduates	7
%	58%

XII. Instructional Planning and Scheduling

Spectrum Center Schools provide continual training as well as dedicated staff training days. Spectrum – Downey has 2 training days in June and 5 all staff training days in August prior to the first student day in the fall.

Staff Training

All Staff are trained in:

- Nonviolent Crisis Intervention: CPI
- Behavior and Education Staff Training (BEST) – Computer-based instruction and competency-based evaluation in the areas of:
 - Dignity and Respect
 - Communication
 - Teaching Strategies
 - Data Collection
 - Reducing Challenging Behaviors
 - Safety
- School-wide Positive Behavior Supports

Teacher Training

Sample Teacher Trainings:

- Positive Behavior Intervention Case Management
- Curriculum Based Measurement
- Assessment and IEP Goal Development
- Improving Student outcomes through Data-based Decisions -
 - Teaching Plans
 - Data Systems
 - Graphing & Data Analysis
 - Ensuring Proper Implementation of Teaching Plans by Classroom Staff
- Direct Instruction –
 - Corrective Reading Decoding & Comprehension
 - Spelling Through Morphographs
 - Expressive Writing I & II
- Use of SEACO Curriculum