

# School Accountability Report Card Reported for School Year 2015-16

*Published During 2016-17*



## **SPECTRUM CENTER – COUNTRY CLUB**

Hoover Middle School  
3501 Country Club Drive  
Lakewood, CA 90712

Phone: 562-428-7872 Fax: 562-428-8175

Program Director: Lauren Bishop Email: [lbishop@spectrumschools.com](mailto:lbishop@spectrumschools.com)

CDS Code: 19-64725-0133041

### **I. Data and Access**

Spectrum Center Schools SARC reports are available on our web site at: [spectrumschools.com](http://spectrumschools.com)

### **II. About This School**

#### **School Description and Mission Statement**

##### **About this school:**

Spectrum Center Schools have been serving special needs students with since 1975. We are a California Department of Education certified nonpublic school program.

The Country Club Campus is designed for student's grade 6-8th with challenging behavior, social & academic needs representing a wide array of disabilities. The school currently has 22 students served in 2 classrooms each with a credentialed Special Education teacher and specially trained paraprofessionals.

The school provides a menu of education and related services in the areas of academics, independent living, community integration, recreation/leisure, and vocational training. Communication is addressed across all skill domains. Students also learn social interaction skills across all activities.

Our behavior analytic, data-based approach evaluates curricular, environment, intra-personal and interpersonal variables in designing non-aversive behavior programs to teach pro-social behaviors. Some of our standard evidenced based practices include:

- Applied Behavioral Analysis
  - Functional Analysis
  - Positive Behavior Intervention Plans
  - Positive Behavioral Supports
- Curriculum and Instruction
  - State Standards Implementation
  - Direct Instruction
  - Computer Assisted Technology
  - Discrete Trial Training
- Ongoing Progress Monitoring
  - Curriculum Based Measurements
  - Content based Assessments
  - Standardized Assessments

Data is collected on academic achievement and on each Individualized Educational Plan (IEP) goal weekly. The data is reviewed monthly to assess the student's progress. Lessons plans are revised as needed to assure student learning. A progress report and/or report card is completed for every student and is provided to both the parent and LEA quarterly per the IEP and master contract.

Spectrum Center Schools monitor progress on targeted campus goals quarterly. An Internal Accountability Review is conducted annually.

**Mission Statement:**

Our mission is to provide personalized, evidence-based educational services for non-traditional learners in collaboration with families and public school districts.

**Opportunities for Parental Involvement**

Parents are involved in the student enrollment process, parent/teacher conferences, IEP development and approval.

Teachers make weekly phone calls/e-mails or written notes to parents to touch base and share how the child's week went as well as ask for parent input.

When needed, Spectrum Center has provided trainings to help parents with challenges at home, such as ABA principles, video modeling for those with Autism, and many others.

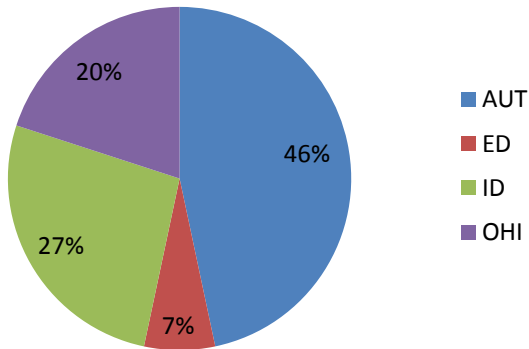
**Student Enrollment by Grade Level (School Year 2015-16)**

This table displays the number of students enrolled in each grade level (determined by age) at the school.

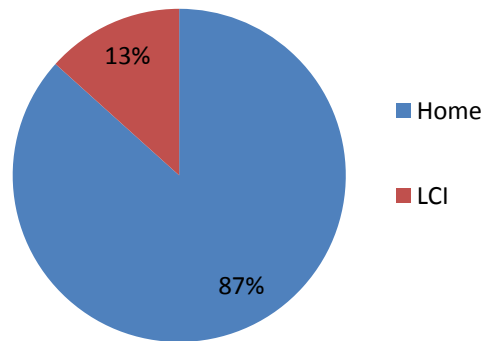
Grade Level	Number of Students	Grade Level	Number of Students
Kindergarten		Ungraded Elementary	
Grade 1		Grade 9	
Grade 2		Grade 10	
Grade 3		Grade 11	
Grade 4		Grade 12	
Grade 5		Ungraded HS	
Grade 6	8	Post-Secondary	
Grade 7	9		
Grade 8	7	<b>Total Enrollment</b>	22

# Student Enrollment by Group

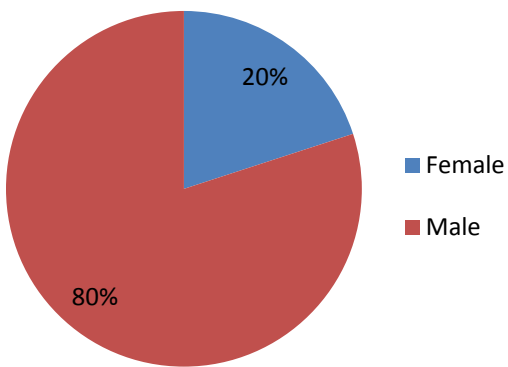
## Disability Eligibility



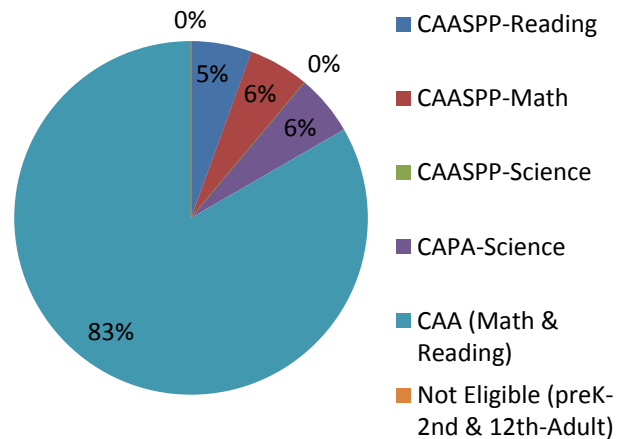
## Placement



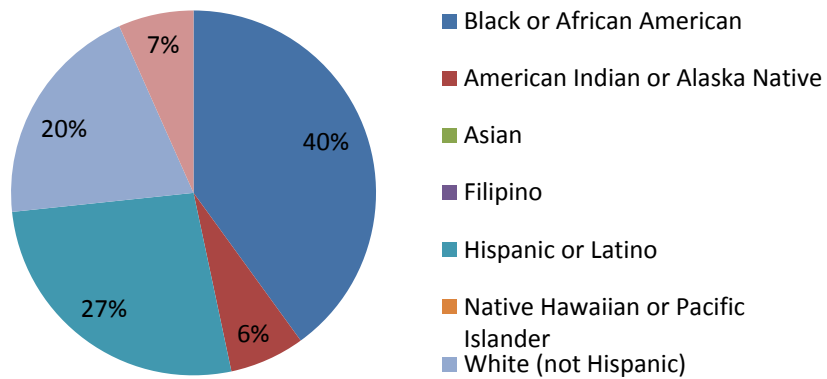
## Gender



## CAASPP



## Diversity



## Average Class Size

Our model is to provide small classroom sizes which range from 10 to 12 students in a classroom. Students are in classrooms according to age and function level. In the 2015-16 school year, the Country Club Campus served an average of 16 students in 2 classrooms.

## III. School Climate

### School Safety Plan (School Year 2015-16)

All staff receive required trainings including, but not limited to: 1<sup>st</sup> Aide/CPR, Hughes Bill, incident report writing, emergency preparedness, blood borne pathogens, student supervision, safety in the work place, sexual harassment, abuse reporting and universal precautions.

The campus has a safety team which meets monthly. The safety team is responsible for monitoring monthly classroom safety and risk abatement checklist, maintaining adequate first aide and blood borne pathogen supplies and reviewing safety incidents as needed. Morning sweeps of the grounds are conducted to insure the campus is secure and free from dangerous debris.

Emergency preparedness includes monthly fire drills, monthly earthquake drills, monthly OSHA building checks, an annual fire inspection and an annual disaster drill which includes earthquake preparedness, shelter in place, violent intruder protection and an annual exposure control plan.

### Suspensions and Expulsions

Rate	School
	2015-16
Suspensions	0
Expulsions	0

## IV. School Facilities

### School Facility Conditions and Improvement Plan (School Year 2016-17)

#### Age of School Buildings:

The Spectrum Center Country Club campus is located at 3501 Country Club Drive in Lakewood, CA. The campus opened in 2015 and is located onsite in two classrooms at an operating public school Hoover Middle School.

#### Maintenance and Repair:

The Administrative team is responsible for contacting the district for all campus repairs and coordinates with the Maintenance Specialist to ensure repairs are completed. The head of the safety team coordinates with the the Safety Team members to conduct morning safety sweeps to insure the campus is free from dangerous debris.

#### Cleaning Process and Schedule:

Daily cleaning of the building is provided by Preventive Building Maintenance, a cleaning company based out of Fairfield.

#### Modernizing or New School Construction Projects:

### School Facility Good Repair Status (School Year 2016-17)

System Inspected	Repair Status				Repair Needed and Action Taken or Planned
	Exemplary	Good	Fair	Poor	
<b>Systems:</b> Gas Leaks, Mechanical/HVAC, Sewer			X		HVAC- the district is updating all HVAC
<b>Interior:</b> Interior Surfaces		X			n/a
<b>Cleanliness:</b> Overall Cleanliness, Pest/ Vermin Infestation		X			n/a
<b>Electrical:</b> Electrical		X			n/a
<b>Restrooms/Fountains:</b> Restrooms, Sinks/ Fountains	X				n/a
<b>Safety:</b> Fire Safety, Hazardous Materials	X				n/a
<b>Structural:</b> Structural Damage, Roofs	X				n/a
<b>External:</b> Playground/School Grounds, Windows/ Doors/Gates/Fences	X				n/a
<b>Overall Rating</b>		X			n/a

## V. Teachers

### Teacher Credentials

Teachers	School
	2015-16
<i>Number of campus classrooms</i>	2
Clear Level 2	1
Preliminary Level 1	1
UIP	0
PIP/STSP	0
Emergency Substitute (Classroom Aides)	1

## VI. Support Staff

### Other Support Staff (School Year 2015-16)

Title	Number of FTE Assigned to School
Senior Behavior Analyst	1
Curriculum and Instruction Specialist	1
Education Coordinator	0
Therapists	1
Speech/Language/Hearing Specialist	0
Occupational Therapists	0
Adapted Physical Education	0
Transportation Support	1
Behavioral/Instructional Classroom Aides	8

## VII. Curriculum and Instructional Materials

### Instructional Materials (School Year 2016-17)

Each student at CST and CMA level has a text book which matches the SBE or the local LEA's adapted text books in each academic area at his/her grade level. In addition Spectrum Center provides supplemental materials as appropriate to match the students' learning patterns.

Core Curriculum Area	Quality, Currency, and Availability of Textbooks and Instructional Materials * Need to import the campus' Materials form	Percent of Pupils Who Lack Their Own Assigned Textbooks and/or Instructional Materials	Most Recent SBE or Local Governing Agency Approved Textbooks and Instructional Materials
Reading/Language Arts	*	0%	yes
Mathematics	*	0%	yes
Science	*	0%	yes
History-Social Science	*	0%	yes
Foreign Language	*	0%	yes
Health	*	0%	yes
Visual and Performing Arts	*	0%	yes

## VIII. School Finances

### Expenditures per Pupil (Fiscal Year 2015-16)

Total Dollars	Dollars per student	Average Teacher Salary
\$354,656	\$22,166	\$63,079

## Types of Services Provided

Spectrum Center Schools works cooperatively with local school districts to develop a customized curriculum for each student based on the student's Individual Education Program (IEP), abilities, interests and goals. The Spectrum Center Schools meet state education standards and are based on the principals of Applied Behavior Analysis (ABA). ABA is a discipline devoted to the understanding and improvement of human behavior. Spectrum's ABA curriculum includes specific strategies for preventing behaviors of concern, teaching alternative appropriate behavior, teaching self-control strategies, improving learning skills and responding to behaviors of concern in a safe and respectful manner.

Spectrum Center Schools serve students with emotional disturbance or developmental disabilities who benefit from a consistent and structured program, with an emphasis on a successful transition to a less restrictive environment. The students receive individualized instruction in academic, social and behavioral skills, including independent living and vocational skills in a low student to instructor ratio.

Spectrum Center Schools also serve students with autism, who receive a continuum of specialized education services in dedicated classrooms. Applied Behavior Analysis is the foundation of Spectrum's approach to teaching children with autism in an environment that is predictable, consistent, structured and positive. Spectrum's curriculum for students with autism in highly structured involves repeated presentation of instruction and focuses on communication, behavior, social and academic skills in a low student to instructor ratio.

Related services provided at by Spectrum Center per the student Individual Education Program includes counseling, Speech and Language Therapy, Occupational Therapy, Adapted Physical Education, Augmentative Communication, and Assistive Technology.

## Teacher and Administrative Salaries (Fiscal Year 2015-16)

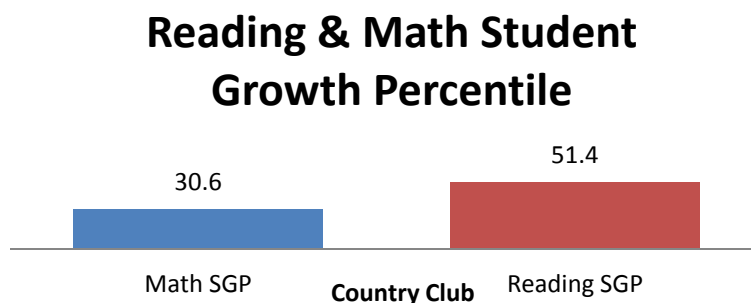
Category	Spectrum Schools Amount	State Average (ADA <1,500)
Beginning Teacher Salary	\$51,000	\$38,592
Mid-Range Teacher Salary	\$60,400	\$55,764
Highest Teacher Salary	\$70,300	\$72,219
Average Teacher Salary	\$59,639	\$90,207
Average Director Salary	\$84,706	\$116,768

## IX. Student Performance

### Standardized Testing and Reporting

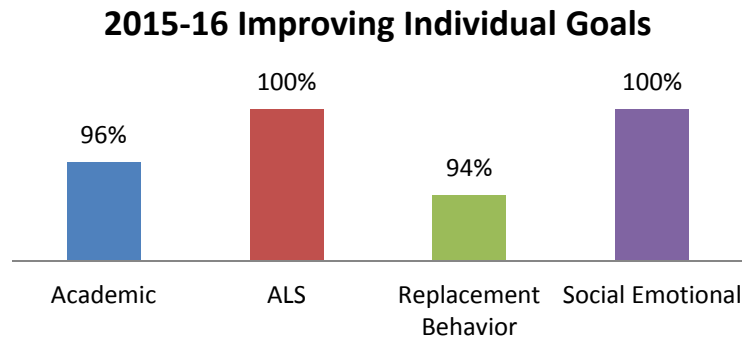
Our goal is to help students earn required credits and acquire necessary skills for success — now and in the future. The Student Growth Percentile (SGP) reports student progress compared to millions of academic peers in general and special education nationwide. The typical SGP score is at least 35 for math and reading.

Spectrum Center students were on average five grade levels behind in reading and math at time of entry.



## Other Student Outcome Data

Spectrum Center ensures students make progress on their Individualized Education Program (IEP) goals. The graph below shows the percentage of IEP goal progress for students in each of our learning environments.



## X. Accountability

### California Department of Education Certification (CDE)

The Spectrum Center Schools are all certified by the California Department of Education.

### Academic Performance Index (API)

The API is not applicable to Non Public Schools.

## XI. Postsecondary Preparation

### Completion of High School Graduation Requirements

Data is not shown when the number of students with data is ten or less to protect student privacy.

## XII. Instructional Planning and Scheduling

Spectrum Center Schools provide continual training as well as dedicated staff training days. Spectrum – Country Club had 2 teachers training days and 3 all staff training days prior to the first student day in the fall. We have 2 additional training days – one in the spring and one in the fall.

### Staff Training

All Staff are trained in:

- Nonviolent Crisis Intervention: CPI

- Behavior and Education Staff Training (BEST) – Computer-based instruction and competency-based evaluation in the areas of:

  - Dignity and Respect

  - Communication

  - Teaching Strategies

  - Data Collection

  - Reducing Challenging Behaviors

  - Safety

- School-wide Positive Behavior Supports

### Teacher Training

Sample Teacher Trainings:

- Positive Behavior Intervention Case Management

- Curriculum Based Measurement



Assessment and IEP Goal Development

Improving Student outcomes through Data-based Decisions -

- Teaching Plans

- Data Systems

- Graphing & Data Analysis

- Ensuring Proper Implementation of Teaching Plans by Classroom Staff

Direct Instruction –

- Corrective Reading Decoding & Comprehension

- Spelling Through Morphographs

- Expressive Writing I & II

Use of SEACO Curriculum