

School Accountability Report Card Reported for School Year 2013-14

Published During 2014-15



SPECTRUM CENTER – Rossier Park Elementary School

395 S. Tustin Ave.
Orange, Ca. 92866

Phone: 714-516-3370 Fax: 714-516-3366

Program Director: Cindy King Email: cking@spectrumschools.com

CDS Code: 30-66621-6130553

I. Data and Access

Spectrum Center Schools SARC reports are available on our web site at: spectrumschools.com

II. About This School-

School Description and Mission Statement

About this school:

Spectrum Center Schools have been serving special needs students with since 1975. The Rossier Park Elementary School has been serving special needs students in Orange County since 1980. We are a California Department of Education certified nonpublic school program.

The Students

Rossier Elementary School serves students grades K-8 with challenging educational and behavioral needs for which public schools, and frequently, other non-public schools, have no appropriate program. Students have a wide array of disabilities including but not limited to: Emotionally Disturbed, Specific Learning Disability, Other Health Impairment, Speech and Language Impairment, Autism, and Intellectually Disabled. The spectrum of students served ranges from the intelligent student at or above grade level to the developmentally disabled student, but who may be highly aggressive with psychiatric disorders.

The Program

Our mission is to create a learning environment in which students have the opportunity to experience success and build self-esteem. The Rossier program is based on an integrated approach of individualized academics, a strong positive behavioral approach and an emphasis on counseling. Our campus has 7 classrooms, serving a maximum of 108 students with a teacher/staff ratio of 1:4. The academics are based on Common Core Standards and State approved Core Curriculum. Academics are modified, and or supplemented with approve intervention curriculum, to accommodate individual student needs.

The Rossier program is based on a positive behavior modification system. When the overall behavioral modification system is insufficient a positive behavior intervention plan may be implemented. This will focus on:

- What purpose a behavior serves
- The context of the behavior including what, where and with whom the behavior occurs
- How to teach appropriate replacement behaviors

Programs include:

- Point and level system
- Transitioning students back to public school –
- Daily communication with home through point card summary and frequent phone contact
- Teaching self-control/problem-solving/social skills strategies
- Responding to misbehavior in a safe and respectful manner
- Strategies for improving student learning skills and outcomes
- Meeting State Standards
- Academic and functional curriculum that meets the district of residence criteria, IEP goals and student needs.
- Extra Curricular Activities per the student's IEP
- Transportation service for families to attend intakes, IEPs, and other meetings, as needed
- Additional Staff designated to assist with behavioral crisis situations

The Services

In addition to a comprehensive academic, functional and behavioral school program, Rossier Elementary offers direct services in:

- Adaptive PE
- Speech Therapy
- Transportation
- Counseling
- One to One Staffing (if needed)

Ongoing Progress Monitoring

- Curriculum Based Measurements
- Content based Assessments
- Standardized Assessments

Data is collected on academic achievement and on each Individualized Educational Plan (IEP) goal weekly. The data is reviewed monthly to assess the student's progress. Lessons plans are revised as needed to assure student learning. A progress report and report card is completed for every student and is provided to both the parent and LEA quarterly per the IEP and master contract.

Spectrum Center Schools monitor progress on targeted campus goals quarterly. An Internal Accountability Review is conducted annually.

Mission Statement:

Our mission is to provide personalized, evidence-based educational services for non-traditional learners in collaboration with families and public school districts.

Opportunities for Parental Involvement

Parents are involved in the student enrollment process, parent/teacher conferences, IEP development and approval.

These are opportunities for parents to either attend a school event such as special assemblies or an after-school event such as Back to School Night, Open House. These events give parents/care-providers the opportunity to see what their children are learning and how much they are working on building their social skills. Teachers make frequent phone calls to parents to touch base and share how the child's week went as well as ask for parent input.

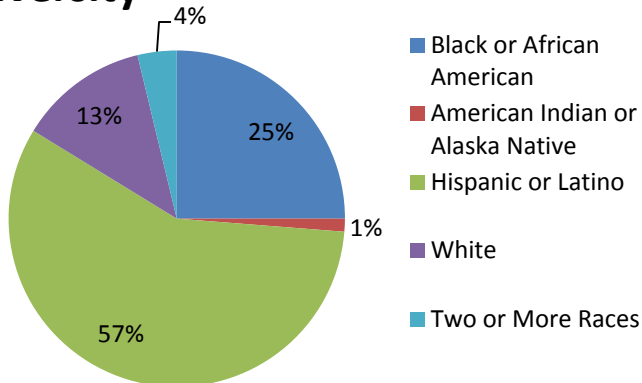
Student Enrollment by Group

Student Enrollment by Grade Level (School Year 2013-14)

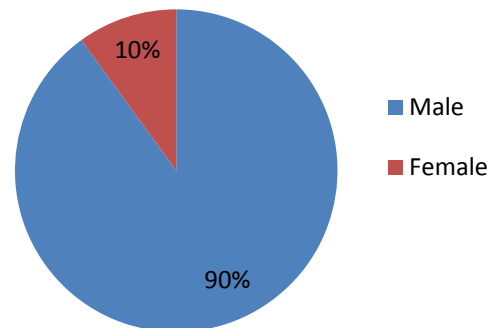
Grade Level	Number of Students	Grade Level	Number of Students
Kindergarten	0	Ungraded Elementary	
Grade 1	4	Grade 9	
Grade 2	2	Grade 10	
Grade 3	9	Grade 11	
Grade 4	9	Grade 12	
Grade 5	14	Ungraded HS	
Grade 6	24	Post-Secondary	
Grade 7	9		
Grade 8	8	Total Enrollment	80

Student Enrollment by Group

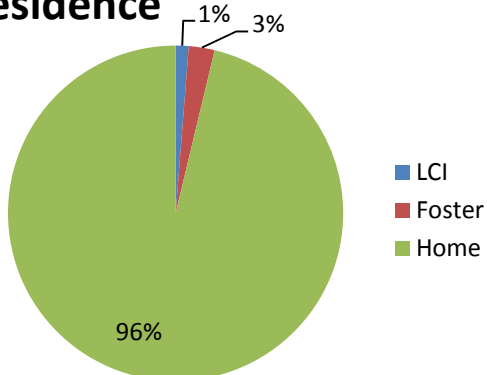
Diversity



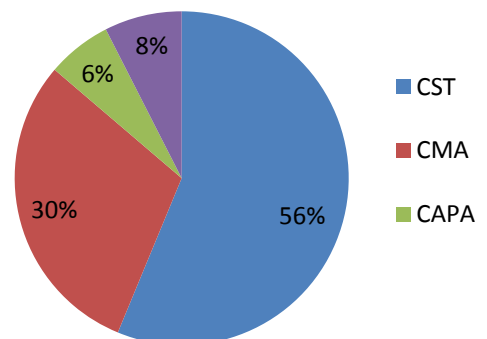
Gender



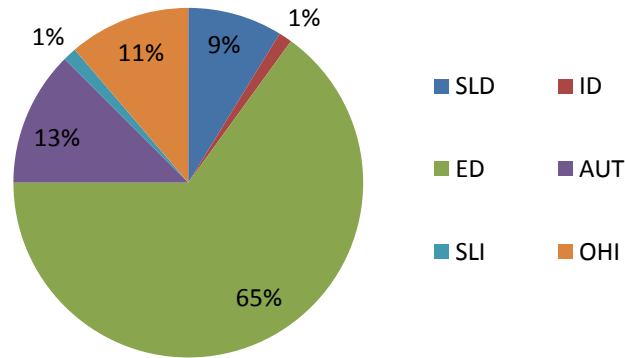
Residence



STAR



Disability Eligibility



Average Class Size

Our model is to provide small classroom sizes, due to this our classrooms can be anywhere from 8 to 12 students in a classroom. Students are in classrooms according to grade and social needs. In the 2013-14 school year, Rossier Park Elementary served an average of 75 students in 7 classrooms.

III. School Climate

School Safety Plan (School Year 2013-14)

All staff receive required trainings including, but not limited to: 1st Aide/CPR, Hughes Bill, incident report writing, emergency preparedness, blood borne pathogens, student supervision, safety in the work place, sexual harassment, abuse reporting and universal precautions.

The campus has a safety team which meets monthly. The safety team is responsible for monitoring monthly classroom safety and risk abatement checklist, maintaining adequate first aid and blood borne pathogen supplies and reviewing safety incidents as needed. Morning sweeps of the grounds are conducted to insure the campus is secure and free from dangerous debris.

Emergency preparedness includes monthly fire drills, monthly earthquake drills, monthly OSHA building checks, an annual fire inspection and an annual disaster drill which includes earthquake preparedness, shelter in place, violent intruder protection and an annual exposure control plan.

Suspensions and Expulsions

Rate	School		
	2010-11	2012-13	2013-14
Suspensions	0	1	0
Expulsions	0	0	0

IV. School Facilities

School Facility Conditions and Improvement Plan (School Year 2014-15)

Age of School Buildings:

The Spectrum Center Rossier Elementary School is located in the Community of Christ Church building which was built in 1985. The school relocated to this site in 2001. The school area of the building has 9 classrooms, a computer lab/library room, a multi-purpose room for lunch, assemblies and indoor activities and administrative offices.

Maintenance and Repair:

The School Director is responsible for all campus repairs and coordinates with the Maintenance Specialist to ensure repairs are completed. The head of the safety team coordinates with the Executive Director and the Safety Team members to conduct morning safety sweeps to insure the campus is free from dangerous debris.

Cleaning Process and Schedule:

Our campus has two Custodians in order to ensure that all classrooms, offices, cafeteria, gym and restrooms are cleaned on a daily basis.

Modernizing or New School Construction Projects: N/A

School Facility Good Repair Status (School Year 2014-15)

System Inspected	Repair Status				Repair Needed and Action Taken or Planned
	Exemplary	Good	Fair	Poor	
Systems: Gas Leaks, Mechanical/HVAC, Sewer		*			n/a
Interior: Interior Surfaces		*			n/a
Cleanliness: Overall Cleanliness, Pest/Vermin Infestation		*			n/a
Electrical: Electrical		*			n/a
Restrooms/Fountains: Restrooms, Sinks/Fountains		*			n/a
Safety: Fire Safety, Hazardous Materials		*			n/a
Structural: Structural Damage, Roofs		*			n/a
External: Playground/School Grounds, Windows/Doors/Gates/Fences		*			n/a
Overall Rating		*			n/a

V. Teachers

Teacher Credentials

Teachers	School		
	2010-11	2011-12	2013-14
<i>Number of campus classrooms</i>	8	8	7
Clear Level 2	3	2	2
Preliminary Level 1	4	6	5
UIP	2	0	0
PIP/STSP	0	0	0
Emergency Substitute (Classroom Aides)	1	1	0

VI. Support Staff

Other Support Staff (School Year 2013-14)

Title	Number of FTE Assigned to School
Clinical Director	1
Curriculum and Instruction Specialist	1
Transportation Support	2
Behavioral/Instructional Classroom Aides	14
Therapists	4
Speech/Language/Hearing Specialist	1
Adapted Physical Education	.33

VII. Curriculum and Instructional Materials

Instructional Materials (School Year 2014-15)

Each student at CST and CMA level has a text book which matches the SBE or the local LEA's adapted text books in each academic area at his/her grade level. In addition Spectrum Center provides supplemental materials as appropriate to match the students' learning patterns.

Core Curriculum Area	Quality, Currency, and Availability of Textbooks and Instructional Materials * Need to import the campus' Materials form	Percent of Pupils Who Lack Their Own Assigned Textbooks and/or Instructional Materials	Most Recent SBE or Local Governing Agency Approved Textbooks and Instructional Materials
Reading/Language Arts	*	0%	yes
Mathematics	*	0%	yes
Science	*	0%	yes
History-Social Science	*	0%	yes
Foreign Language	*	0%	yes
Health	*	0%	yes
Visual and Performing Arts	*	0%	yes

Grade Level	Core Subject	Textbooks	ISBN#	Year	Publisher	State Adopted
K	ELA	Houghton Mifflin Reading Level K/Reading Mastery	76122158	2003	Houghton Mifflin/SRA	Y
1	ELA	Houghton Mifflin Reading Level 1	618161607	2003	Houghton Mifflin	Y
2	ELA	Houghton Mifflin Reading Level 2	618157174	2003	Houghton Mifflin	Y
3	ELA	Houghton Mifflin Reading Level 3	618157198	2003	Houghton Mifflin	Y
4	ELA	Houghton Mifflin Reading Level 4	618157204	2003	Houghton Mifflin	Y
5	ELA	Houghton Mifflin Reading Level 5	618157211	2003	Houghton Mifflin	Y
6	ELA	Houghton Mifflin Level 6	618157228	2003	Houghton Mifflin	Y
6	ELA	Timeless Voices/Timeless Themes - Copper	1305518022	2002	Printice Hall	Y
7	ELA	Timeless Voices/Timeless Themes - Bronze	130548030	2002	Printice Hall	Y
8	ELA	The Language of Literature	130548030	2002	McDugal	Y
8	ELA	Holt Handbook Second Course	80030652820	2003	Holt, Rinehart and Winston	Y
K	MAT	Houghton Mifflin Mathematics Level K	618590902	2003	Houghton Mifflin	Y
1	MAT	Houghton Mifflin Mathematics Level 1	618590919	2003	Houghton Mifflin	Y
2	MAT	Houghton Mifflin Mathematics Level 2	618590926	2003	Houghton Mifflin	Y
3	MAT	Houghton Mifflin Mathematics Level 3	618590933	2003	Houghton Mifflin	Y
4	MAT	Houghton Mifflin Mathematics Level 4	618590940	2003	Houghton Mifflin	Y
5	MAT	Houghton Mifflin Mathematics Level 5	618590957	2003	Houghton Mifflin	Y
6	MAT	Harcourt Level 6	153155310	2007	Harcourt	Y
7	MAT	Pre Algebra	130504869	2007	Prentice Hall	Y
8	MAT	Algebra 1	132031219	2009	Pearson	Y
K	SCI	Harcourt Science Level K	153176654	2000	Harcourt	Y
1	SCI	Harcourt Science Level 1	153176494	2000	Harcourt	Y
2	SCI	Harcourt Science Level 2	153471186	2000	Harcourt	Y
3	SCI	Harcourt Science Level 3	153176524	2000	Harcourt	Y

4	SCI	Harcourt Science Level 4	153176548	2000	Harcourt	Y
5	SCI	Harcourt Science Level 5	153176555	2000	Harcourt	Y
6	SCI	Focus on Earth Science	130502902	2006	Prentice Hall	Y
7	SCI	Focus on Life Science	130443465	2006	Prentice Hall	Y
8	SCI	Physical Science	30557976	2001	Holt, Rinehart and Winston	Y
K	SS	Adventures in Time and Space	21488665	2007	Houghton Mifflin	Y
1	SS	California Vistas - Family and Friends	21505081	2007	MacMillan/McGraw Hill	Y
2	SS	People We Know	153471261	2007	Harcourt	Y
3	SS	California Vistas - California Communities	21505111	2007	MacMillan/McGraw Hill	Y
4	SS	California Vistas - Our Golden State	21505128	2007	MacMillan/McGraw Hill	Y
5	SS	California Vistas - Making a New Nation	21505135	2007	MacMillan/McGraw Hill	Y
6	SS	Discovering Our Past - Ancient Civilizations -Ca Series	21505142	2006	Glencoe	Y
7	SS	Discovering Our Past - Medieval and Early Modern Times	78688768	2006	Glencoe	Y
8	SS	United States History - Independence to 1914	134780030	2001	Holt, Rinehart and Winston	Y

VIII. School Finances

Expenditures per Pupil (Fiscal Year 2013-14)

Total Dollars	Dollars per student	Average Teacher Salary
\$ 2,744,802	\$ 44,417	\$46,117

Types of Services Provided

Spectrum Center Schools work cooperatively with local school districts to develop a customized curriculum for each student based on the student's Individual Education Program (IEP), abilities, interests and goals. Spectrum Center Schools meet state education standards and are based on the principals of Applied Behavior Analysis (ABA). ABA is a discipline devoted to the understanding and improvement of human behavior. Spectrum's ABA curriculum includes specific strategies for preventing behaviors of concern, teaching alternative appropriate behavior, teaching self-control strategies, improving learning skills and responding to behaviors of concern in a safe and respectful manner.

Spectrum Center Schools serve students with emotional disturbance, specific learning or developmental disabilities who benefit from a consistent and structured program, with an emphasis on a successful transition to a less restrictive environment. The students receive individualized instruction in academic, social and behavioral skills, including independent living and vocational skills in a low student to instructor ratio.

Spectrum Center Schools also serve students with autism, who receive a continuum of specialized education services in dedicated classrooms. Applied Behavior Analysis is the foundation of Spectrum’s approach to teaching children with autism in an environment that is predictable, consistent, structured and positive. Spectrum’s curriculum for students with autism in highly structured involves repeated presentation of instruction and focuses on communication, behavior, social and academic skills in a low student to instructor ratio.

Related services provided at by Spectrum Center per the student Individual Education Program includes counseling, Speech and Language Therapy, Occupational Therapy, Adapted Physical Education, Augmentative Communication, and Assistive Technology. Each campus to adapt this list for their site

Teacher and Administrative Salaries (Fiscal Year 2013-14)

Category	Spectrum Schools Amount	State Average (ADA <1,500)
Beginning Teacher Salary	\$38,140	\$40,329
Mid-Range Teacher Salary	\$48,628	\$59,804
Highest Teacher Salary	\$53,560	\$79,279
Average Director Salary	\$84,312	\$91,712

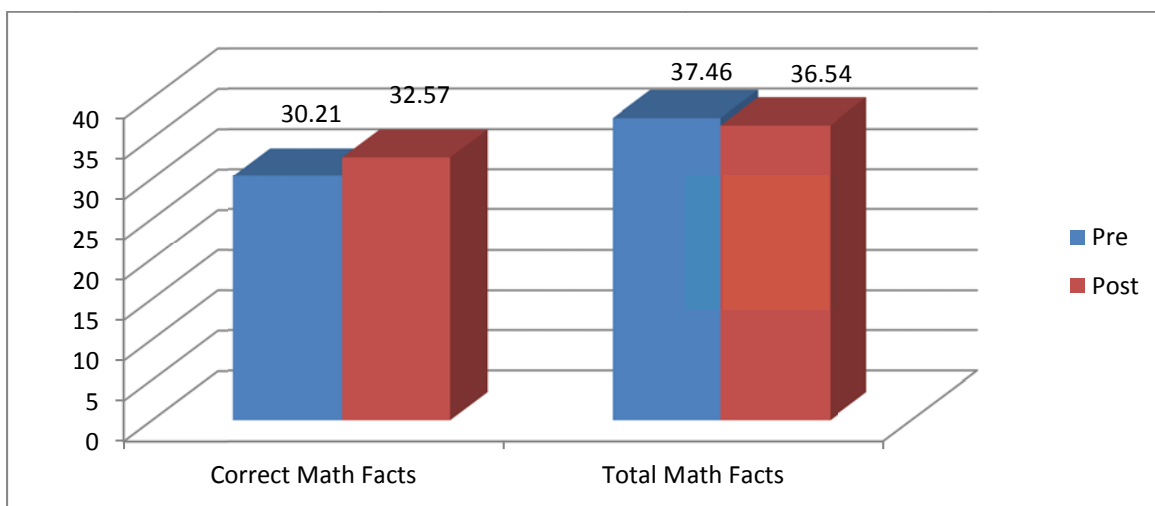
IX. Student Performance

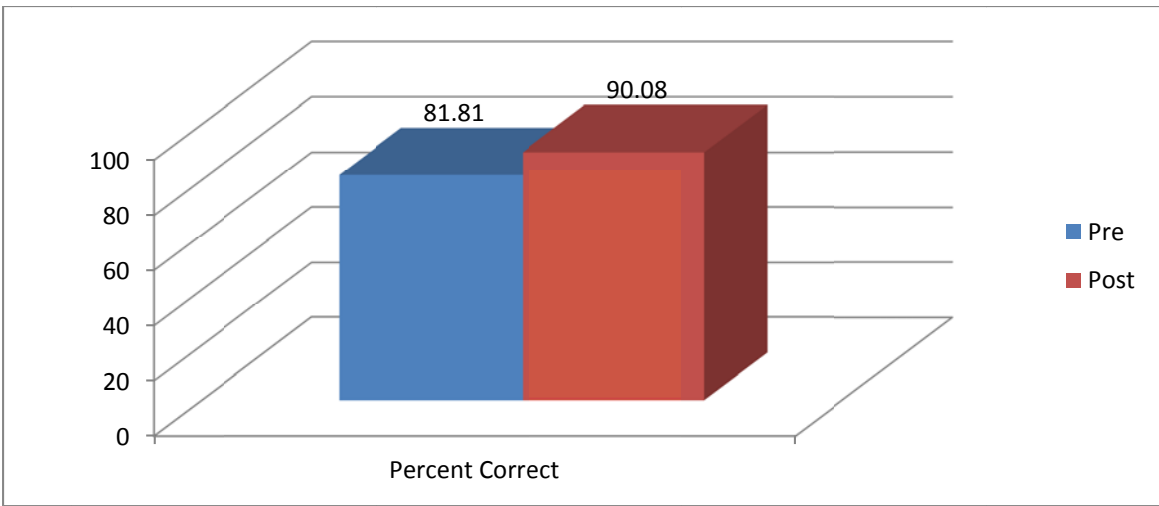
Standardized Testing and Reporting

STAR scores are not shown when the number of students with data is ten or less because it is too small for statistical accuracy and to protect student privacy. Districts and Parents receive test results. The Campus does not always receive them from the school district.

Rossier Elementary Carnine Math

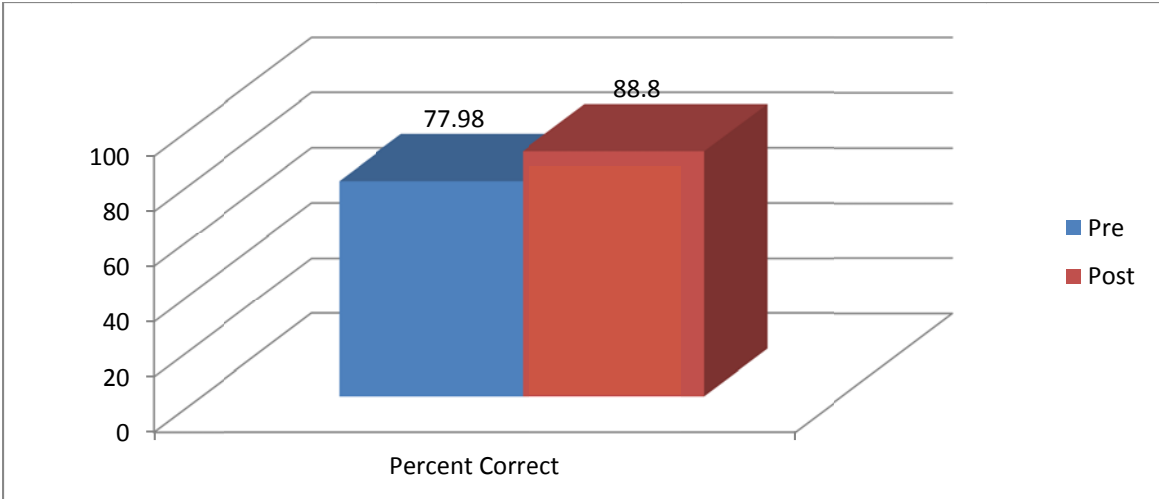
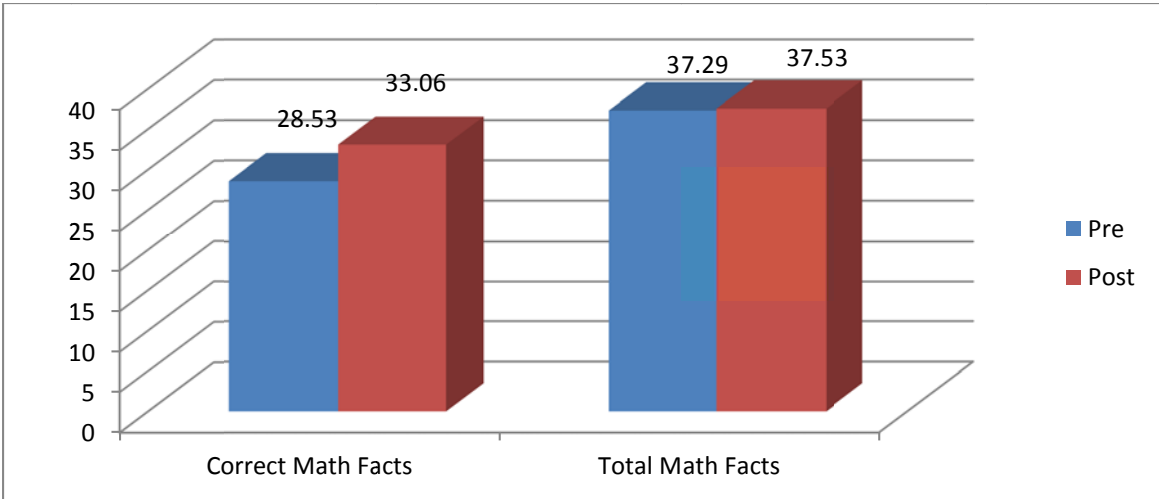
Carnine math scores were available for 28 Rossier Elementary students from the beginning and end of the year. On average these students improved their number of correct facts from 30.21 to 32.57 and accuracy from 81.81% to 90.08%. The total number of facts decreased from 37.46 to 36.54, as the students had varying total numbers of math facts.





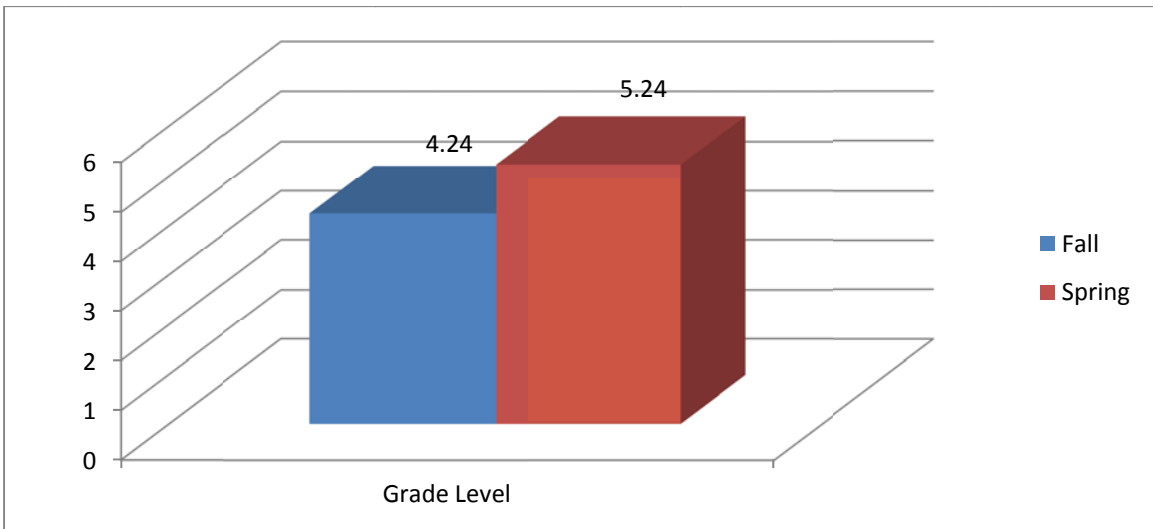
Carnine Math ED Students

Carnine math scores were available for 17 ED Rossier Elementary students. On average the students improved their number of correct math facts from 28.53 to 33.06, total number of math facts from 37.29 to 37.53, and accuracy from 77.98% to 88.80%.



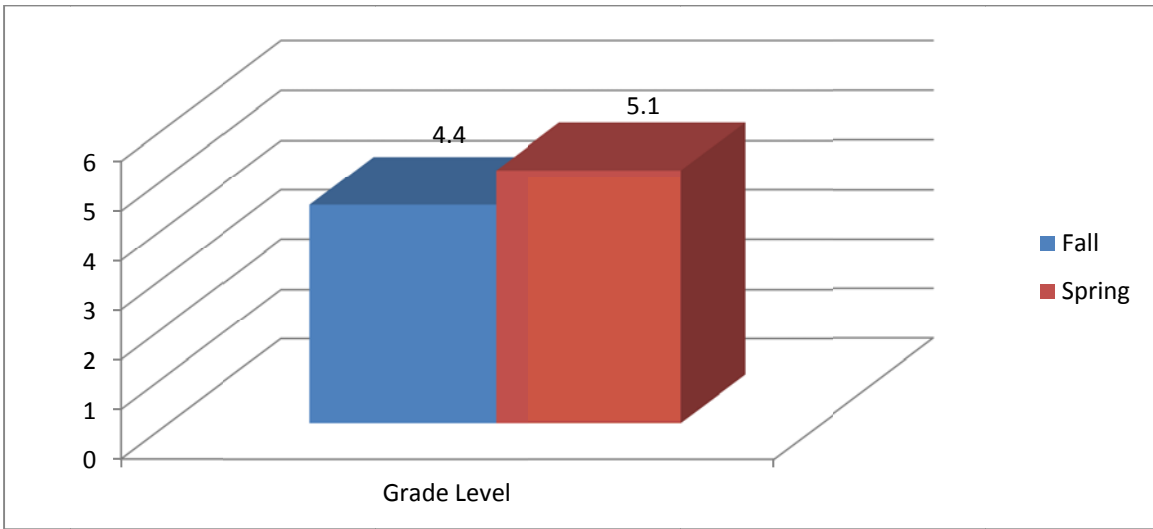
Rossier Elementary Pearson Math

Pearson math scores were available for 25 Rossier Elementary students. On average the students improved their level score from 4.24 to 5.24 from fall to spring.



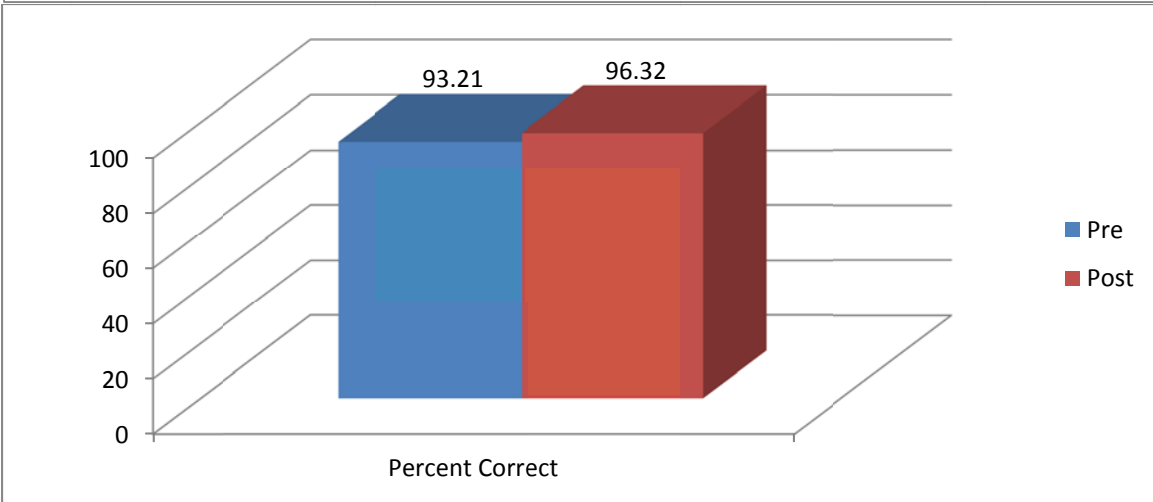
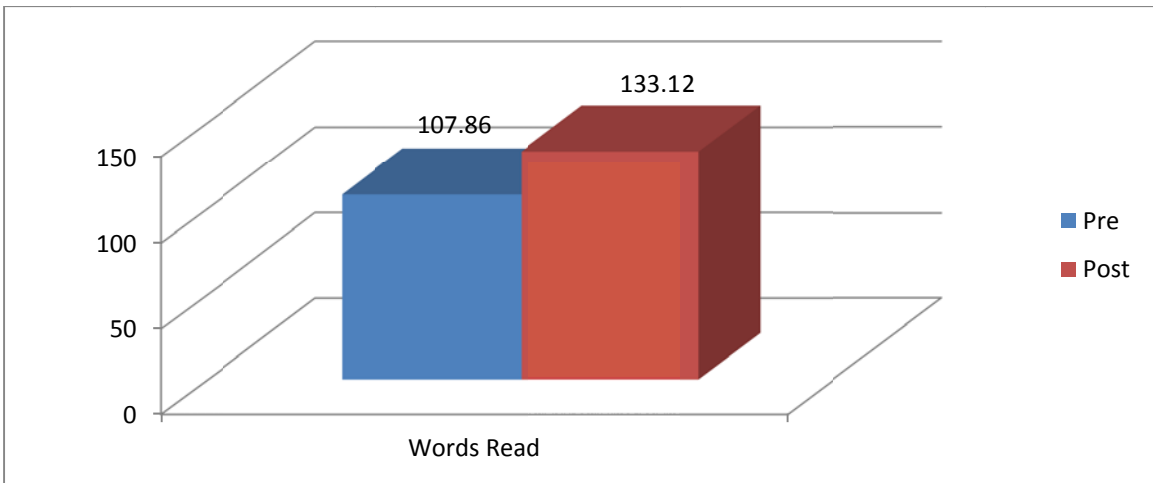
Pearson Math ED Students

Pearson math scores were available for 17 ED Rossier Elementary students. On average these students improved their level score from 4.40 to 5.10.



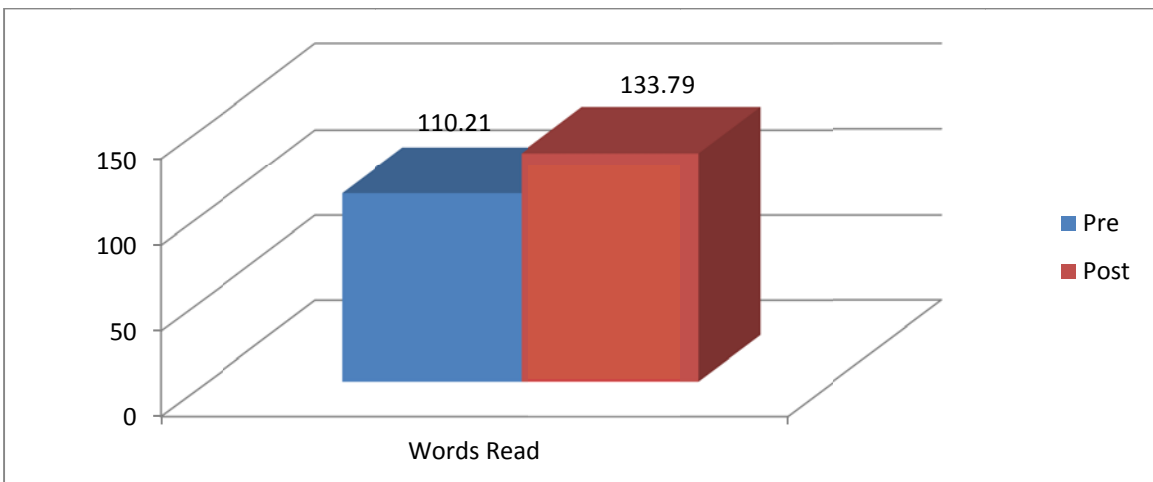
Rossier Elementary Reading Fluency

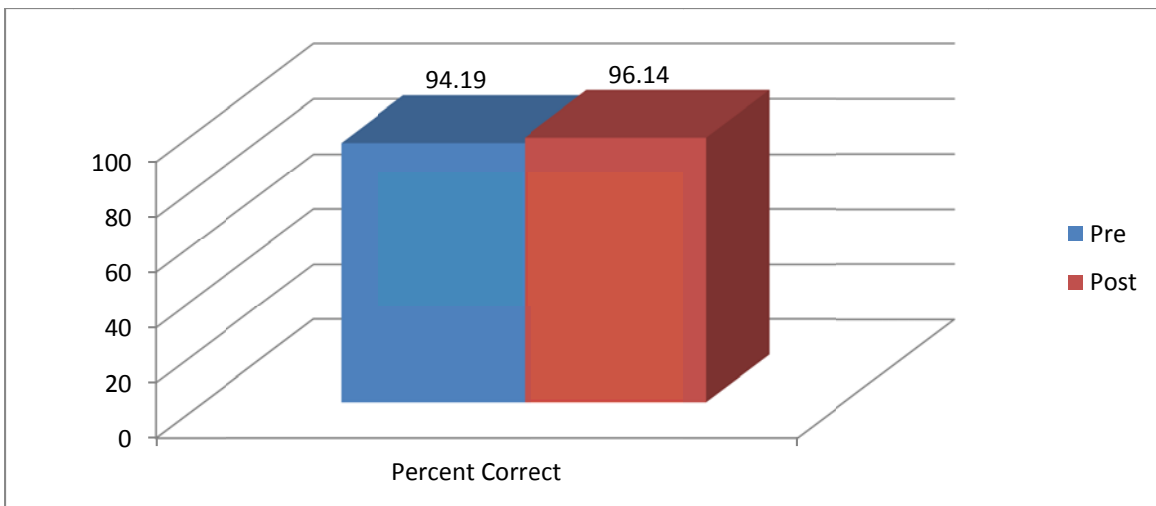
Reading fluency scores were available for 42 Rossier Elementary students. On average the students improved their number of words read from 107.86 to 133.12 and their accuracy from 93.21% to 96.32%.



Reading Fluency ED Students

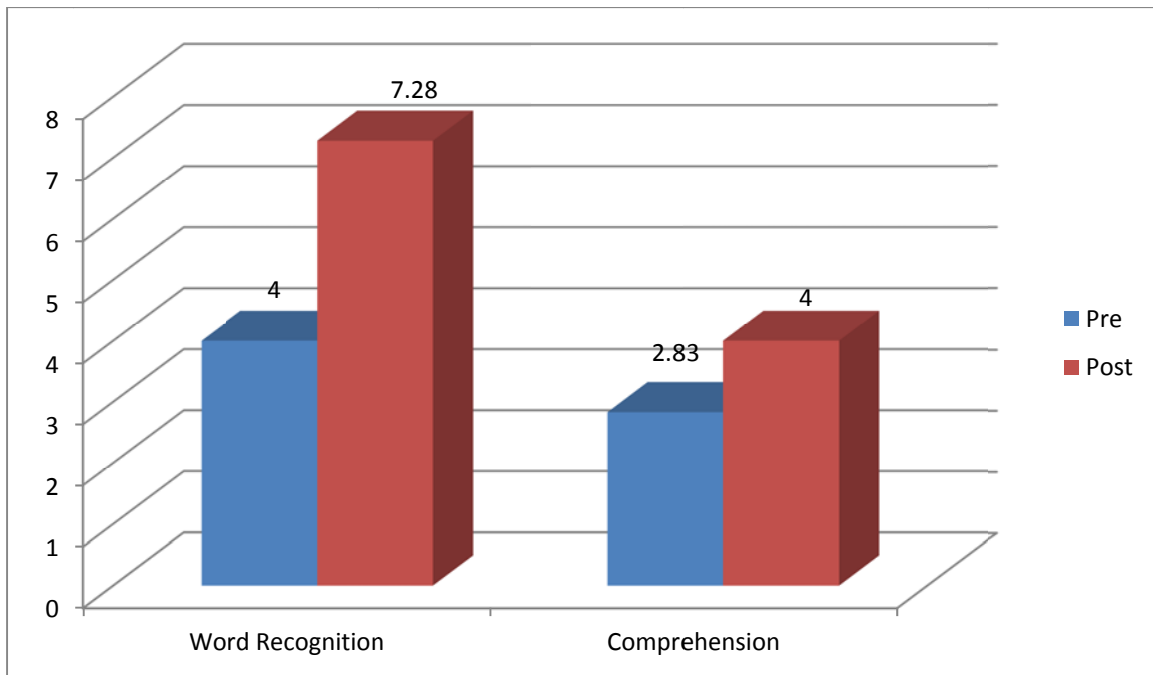
Reading fluency scores were available for 29 ED Rossier Elementary students. On average the students improved their words read from 110.21 to 133.79 and accuracy from 94.19% to 96.14%.





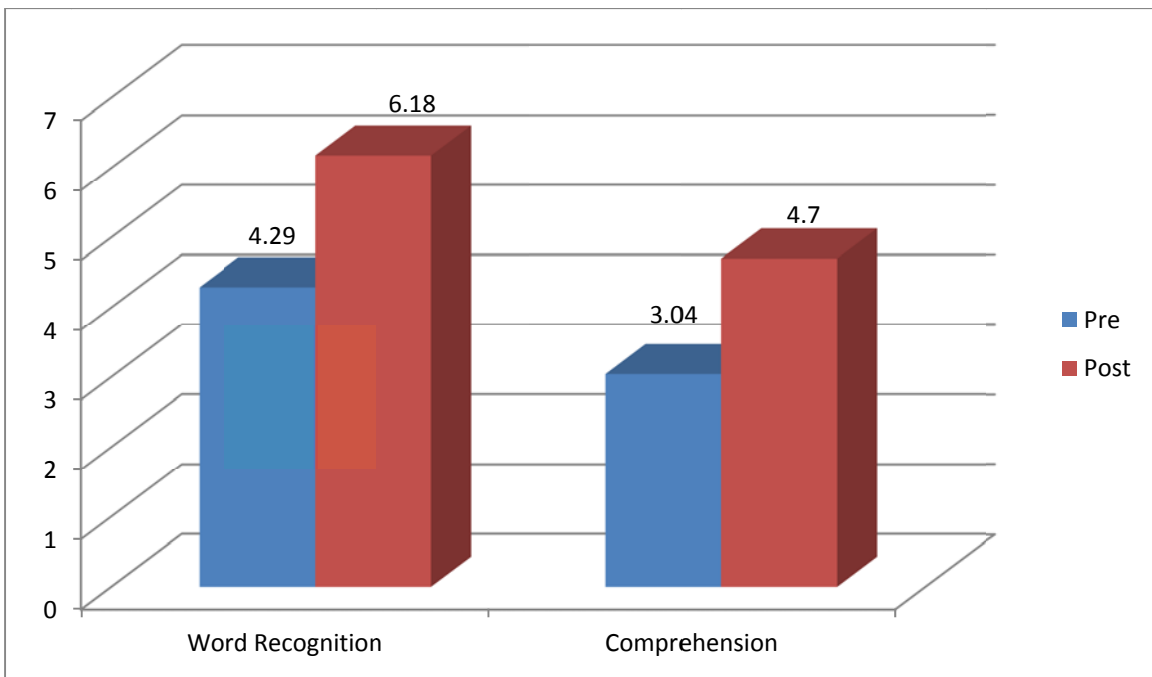
Rossier Elementary BRI

BRI scores were available for 38 Rossier Elementary students. However, four students were missing word recognition scores. One student did not have a primary handicapping condition listed. On average the students improved their word recognition scores from 4.00 to 7.28 and comprehension from 2.83 to 4.00.



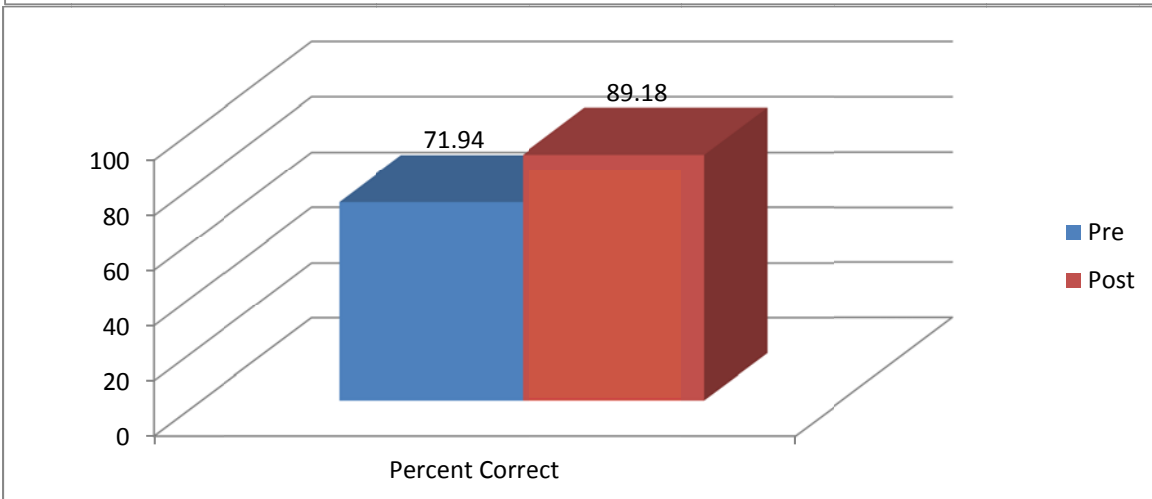
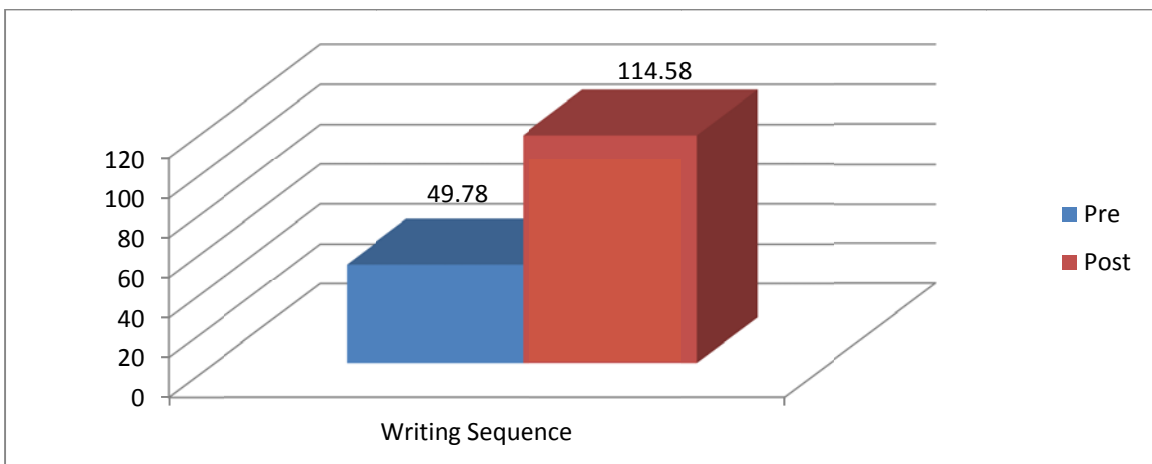
BRI ED Students

BRI scores were available for 23 ED Rossier Elementary students. However, four students were missing word recognition scores. On average the students improved their word recognition from 4.29 to 6.18 and comprehension from 3.04 to 4.70.



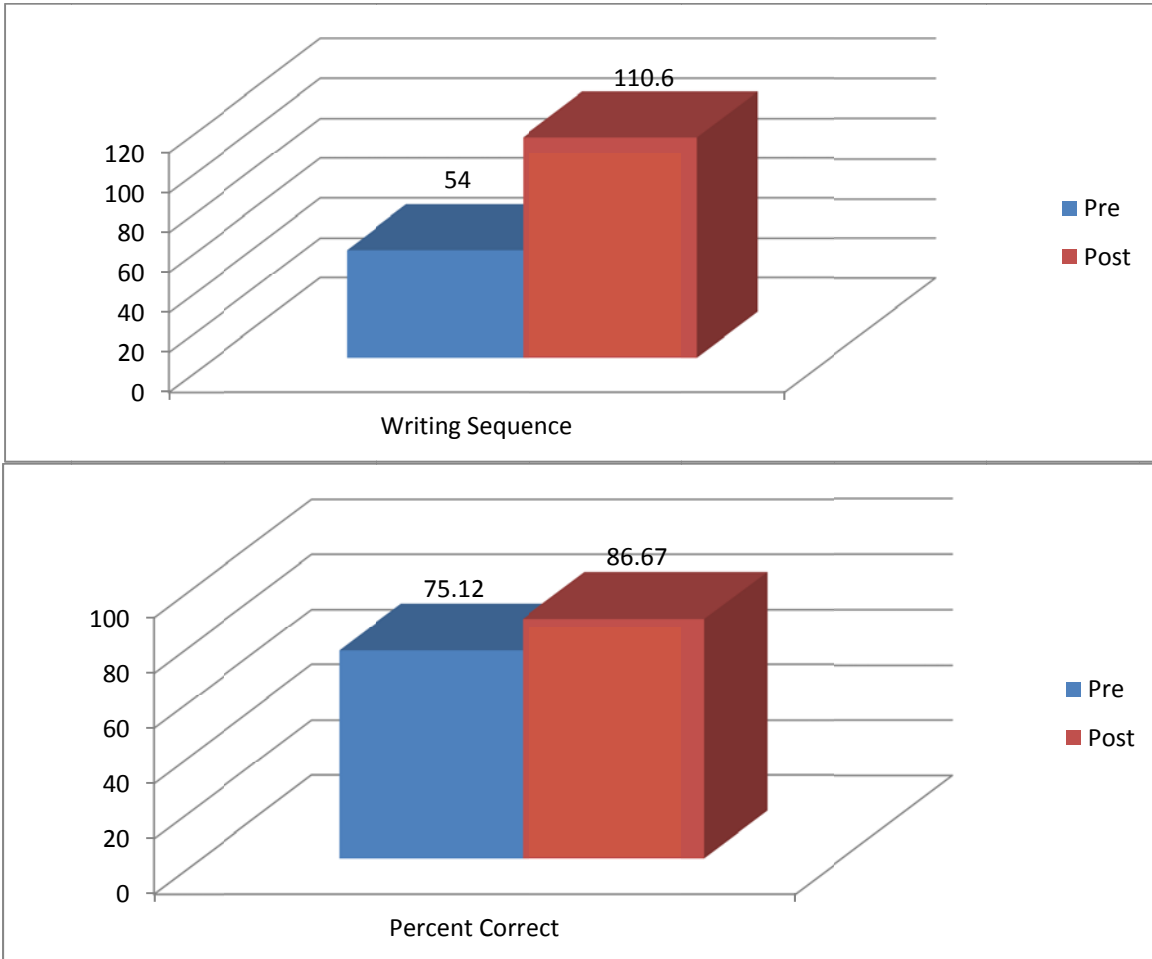
Rossier Elementary Writing Fluency

Writing fluency scores were available for 45 Rossier Elementary students. On average these students improved their writing sequence from 49.78 to 114.58 and accuracy from 71.94% to 89.18%.



Writing Fluency ED Students

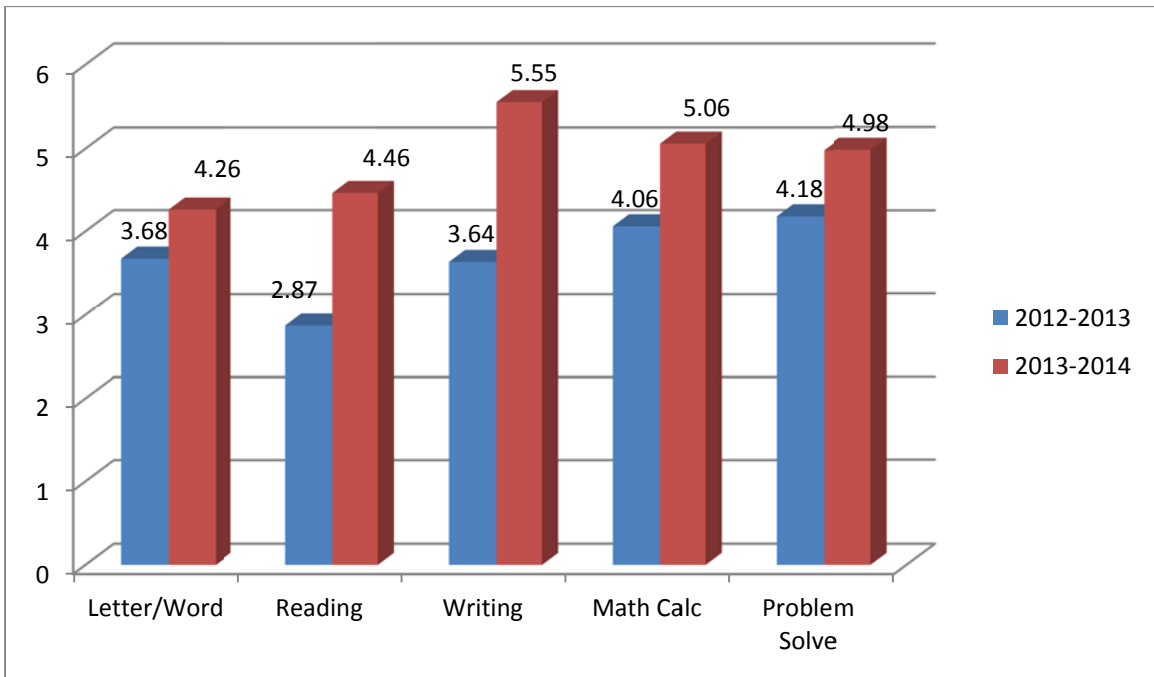
Writing fluency scores were available for 30 ED Rossier Elementary students. On average the students improved their writing sequence from 54.00 to 110.60 and accuracy from 75.12% to 86.67%.



Rossier Elementary WJIII

WJIII scores were available for 31 Rossier Elementary students from the 2012-2013 and 2013-2014 school years. However, one student was missing writing fluency scores. These students' average scores are listed in the table below. The students showed improvement on all subjects.

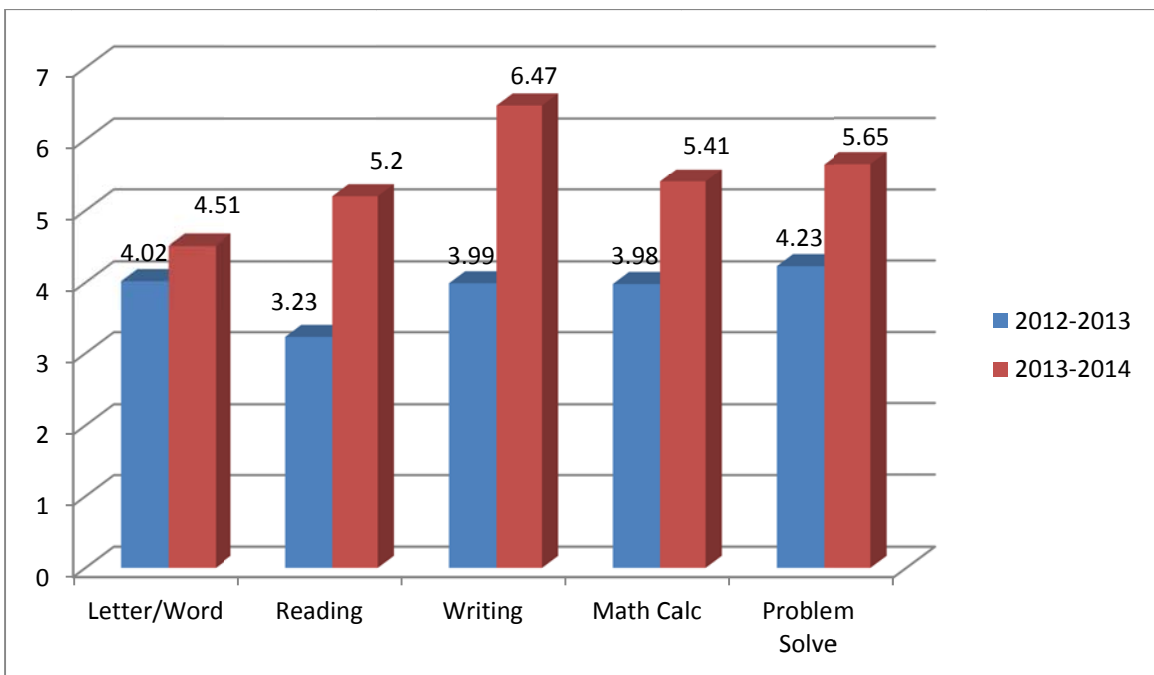
	2012-2013	2013-2014
Letter/Word Recognition	3.68	4.26
Reading Comprehension	2.87	4.46
Writing Fluency	3.64	5.55
Math Calculations	4.06	5.06
Math Applied Problem Solving	4.18	4.98



WJIII ED Students

WJIII scores were available for 21 ED Rossier Elementary students. One student was missing writing fluency scores. These students' average scores are listed in the table below. The students showed improvement on all subjects.

	2012-2013	2013-2014
Letter/Word Recognition	4.02	4.51
Reading Comprehension	3.23	5.20
Writing Fluency	3.99	6.47
Math Calculations	3.98	5.41
Math Applied Problem Solving	4.23	5.65



Other Student Outcome Data

The IEP goal data indicate the percent of goals in which the students reached the third benchmark or better at the time of his/her annual. The behavioral progress indicated the percent of behaviors addressed through a behavior intervention plan that had a 10% decrease or greater.

Rossier Elementary

80%



IEP Goal Progress (3rd Benchmark or Better)

X. Accountability

California Department of Education Certification (CDE)

The Spectrum Center Schools are all certified by the California Department of Education.

Academic Performance Index (API)

The API is not applicable to Non Public Schools.

XI. Postsecondary Preparation - N/A

XII. Instructional Planning and Scheduling

Spectrum Center Schools provide continual training as well as dedicated staff training days. Rossier Park Elementary has 4 all staff training days prior to the first student day in the fall. We have 2 additional training days – one in the spring and one in the fall. There are monthly teacher trainings throughout the school year.

Teacher Training

Sample Teacher Trainings:

Improving Student outcomes through Data-based Decisions -

- Teaching Plans

- Goal Writing

- Data Systems

- Graphing & Data Analysis

- Ensuring Proper Implementation of Teaching Plans by Classroom Staff

Direct Instruction –

- Corrective Reading Decoding & Comprehension

- Expressive Writing I & II

Staff Training

All Staff are trained in:

Professional Assault Crisis Training (Pro-ACT)

Behavior and Education Staff

- Understanding the needs of the student

- Positive Behavioral Support Program

- Communication

- Teaching Strategies

- Data Collection

- Reducing Challenging Behaviors

- Safety